

BUTLER COUNTY FAIR

JULY 16-21, 2026

EL DORADO, KS



★ 4-H & FFA EXHIBITS • LIVESTOCK • PROJECTS ★



Better Internet is Here.

Reliable internet with unlimited data is no longer a luxury—it's a necessity. We believe Internet Freedom changes lives, communities, and Kansas for the better. That's why we're dedicated to bringing high-speed fiber internet to every Kansan, no matter where they live.



Scan here or visit
ideatek.com
to check availability!



 NO CONTRACTS  NO DATA CAPS  NO THROTTLING

Thank you to Ideatek for providing internet during the fair!

THANK YOU TO THESE BUSINESSES THAT SPONSORED THE 2026

BUTLER COUNTY FAIR BOOK



A&M Tree Service

TREE TRIMMING • STUMP GRINDING
TREE REMOVAL • SNOW REMOVAL
316-209-3390



Andy & Lacey Kilgore-Miller

White EagleCredit Union



**BLUE RIBBONS.
Bright Futures**

For over 91 years, White Eagle Credit Union has proudly supported the individuals and families who make Butler County such a special place to call home.

From first savings accounts to first vehicles and home-ownership dreams, we're honored to be part of life's biggest milestones.

We Believe In YOU!

FEDERALLY INSURED BY NCUA

 **WHITE EAGLE**
CREDIT UNION

WhiteEagleCU.com

Scan to Learn More! 



**Our business is proud to support the
next generation of leaders through
the Butler County 4-H program.**

 **COMMUNITY
NATIONAL
BANK & TRUST**

Member
FDIC

www.mybankcnb.com
301 N. Main, El Dorado
316-320-2265




9965 SW Santa Fe Lake Rd.
Augusta, KS 67010
316-775-5050

Owners: Chris and Melody Kuhlmann

Serving you with high quality equipment with high quality service!

Sportsman's Training Center



1419 SW 120th
Augusta, KS 67010
3160775-1715

shotguncenter@gmail.com



**AUGUSTA
SAW & MOWER**

JOE GRABER, Owner
Sales & Service

634 State St.
Augusta, KS 67010-1110
(316) 775-3855 ^{ph}
(316) 775-1456 ^{fax}

Husqvarna SNAPPER COUNTRY CLIPPER STIHL



**FARM BUREAU
FINANCIAL SERVICES**

Ryan E. Bridwell

Agent, Financial Advisor

316.775.0099

Ryan.Bridwell@fbfs.com

213 W 7th | Augusta, KS 67010

ryanbridwell.com



Registered Representative/Securities & services offered through FBL Marketing Services, LLC,* 5400 University Ave., West Des Moines, IA 50266, 877/860-2904, Member SIPC. Advisory services offered through FBL Wealth Management, LLC,* Farm Bureau Property & Casualty Insurance Company,** Western Agricultural Insurance Company,** Farm Bureau Life Insurance Company.** *Affiliates. **Company providers of Farm Bureau Financial Services.



**HEADLEY
FUNERAL CHAPEL**

Clint & Cherie Headley ~ OWNERS

813 State Street (316) 775-7778
Augusta, Kansas 67010 Fax (316) 775-7719
info@headleyfuneralchapel.com

"Blessed are those who mourn, for they shall be comforted." Mt. 5:4



Est. 1869

Fulton Valley Farms

TOWANDA, KANSAS

HS Hizey Service & Supply, Inc.

OIL & GAS INDUSTRY
INDUSTRIAL – PLUMBING – FENCING

(316) 775-5496

5457 SW 100th • Augusta, KS 67010
www.hizeyserviceandsupply.com

Mike Kiser
hizeypipeguy@yahoo.com

Mitch Kiser
mitchkiser@gmail.com

Edward Jones®



Sara Schmidt
Financial Advisor

614 State St ~ Suite C
Augusta, KS 67010
Bus. 316-775-1700

sara.schmidt@edwardjones.com
edwardjones.com/sara.schmidt



Website: www.wartickinsurance.com
226 S. Main St.
El Dorado, Kansas 67042

Keepin' your world rollin' . . . so let's talk tires.



Steve & Son's
TIRE

SALES • SERVICE • REPAIR

2510 West Central • El Dorado, KS 67042
316-452-5770

Beth Hall - Agent

104 E. 5th Ave.
Augusta, KS 67010
BHall@ShelterInsurance.com
ShelterInsurance.com/BHall
P 316-775-6394 (Call or Text)
F 316-775-6395



AUTO • HOME • LIFE



OUR SERVICES

- Farm, Ranch & Construction Equipment Auctions
- Farm, Ranch & Land Auctions
- Residential & Commercial Real Estate Auctions
- Traditional Real Estate Sales
- Estate Liquidation Auctions
- Farm & Ranch Dispersals

WEDEL AUCTION



www.wedelauctionservices.com


Jeremy: 316-621-0383
Boon: 316-259-8423

Specializing in Farm, Ranch & Equipment Auctions serving all of Kansas



**EL DORADO
TRUECARE
PHARMACY**

205 N Vine St.
El Dorado, Ks. 67042
316 321 5330



Our 44 Head of FFA Families would like to thank these sponsors for making the fair book possible!

BUTLER COUNTY FAIR BOARD
El Dorado, Kansas
Board of Directors

Curtis Willhite - Chair	bucofairchair@bucoks.com
Penny McNett – Vice-Chair	bucofairvicechair@bucoks.com
Connie Chilcott- Secretary	bucofairsec@bucoks.com
Kathy McClure - Treasurer	bucofairtres@bucoks.com

Julie Cleveland	Sherrie Meyer
Tresa Garcia	Janet Poston-Harding
Rachel Harder	Kevin Roths
Ann Harvey	Mike Roths
Jennifer Johnson-Ikner	Shelby Varner
Terry Lowmaster	

The Butler County Fair Board meets on the 2nd Wednesday of each month in the Commissioners' Meeting Room of the Butler County Historic Courthouse at 7:00 pm

***A note from the President** – I am Curtis Willhite, a long time Butler County resident and current president of the new Butler County Kansas Fair Board. I was a member of the former Butler County Kansas Fair Association and served on that Board of Directors. Due to difficulties filling empty Director positions for that association, the County Commission chose to use the new State Statute that allows them to appoint directors to an advisory board to plan and oversee the County Fair.*

With that said the new Board of Directors is made up of 15 individuals representing the entire county and specifically each of the 5 Commissioner Districts. We have a good mix of former association members and new people to plan and oversee a County Fair that will reflect the fairs of the past while growing into our ever-changing future. We intend to continue many time-honored traditions as we plan opportunities for 4-H and FFA members to present and exhibit their accomplishments throughout the year with their projects. We are also adding more open class opportunities for the residents of the county so that they may also participate.

We hope that the residents of Butler County will continue to support and participate in one of our great summer traditions. Butler County has had a County Fair since the late 1890's and we hope to continue this great tradition for at least 100 more years.

BOARD of COUNTY COMMISSIONERS

Kelly Herzet
Darren Jackson
Jeff Masterson
Marc Murphy
Dan Woydziak

Following new state legislation, the commission established the new fair board starting January 1st.

The commissioners' goal is to have an active board which is better engaged with the Commission, so as to allow for a wonderful fair experience for all participants. This also allows the Fair Board to be a 501c3 and tax-exempt entity for donations.



Butler County 4-H Clubs

Benton Busy Bees

Cassoday Boosters

El Dorado Trailblazers

Flint Hills

Hickory Helpers

Lily Lake

North Butler

Purple Heart

Towanda Rustlers

Shooting Sports



FFA Chapters

Bluestem

Flint Hills

INDEX

MEDALLION HUNT	14
BARNYARD OLYMPICS	14
SECTION I – 4-H/FFA GENERAL RULES	14
Grievance Process	15
Postponing 4-H/FFA Events at the Butler County Fair	16
Kansas FFA Code of Conduct	16
4-H/FFA Division Rule Change/Creation Process	17
Kansas 4-H Code of Conduct	17
SECTION II - ANIMAL ELIGIBILITY REQUIREMENTS	19
4-H/FFA Animal Departments	19
Livestock/General Health Requirements	19
Animal Rules and Regulations	20
Beef (Bucket Calf & Beef Cattle)	22
Carcass Contest	25
Dairy Cattle	25
Dairy Goats	26
Horse	28
Meat Goats	30
Pigeon	31
Poultry	31
Rabbit	32
Sheep	34
Swine	35
Herdsmanship	36
Round Robin	37
SECTION III – 4-H/FFA STATIC DEPARTMENTS	38
Clothing and Fashion Revue	38
Club Banners	43
Educational Exhibits	44
Entomology	48
Fiber Arts (General, Crochet, Knitting)	51
Foods & Food Preservation	53
Geology and Lapidary	58
Photography	59
Plant Science (Floriculture & Horticulture)	62
Public Presentations	64
Engineering & Technology	65
Visual Arts	75
Woodworking	77
Cloverbuds	78
Judging Contests and Challenge of Champions	78
SECTION III – PREMIUM AUCTION	80
SECTION IV – OPEN CLASS DIVISIONS	82
General Rules	82
Special Classes	82
Building Blocks	83
Entomology	84
Fiber Arts	84
Fiber Arts – Crochet & Knitting	85
Fiber Arts – Quilts	85
Foods & Nutrition	86
Food Preservation	87

Floriculture	88
Geology	89
Hay, Wheat, Other Crops	89
Horticulture	90
Metals	91
Metals – “Junk in a Bucket”	92
Photography	92
Rocketry	93
Sewing	94
Visual Arts	94
Woodworking	95
SECTION V – CAMPERS	96

2025 Volunteer of the Year Award



The 2025 Volunteer of the Year Award recipient was Les Stalaker. This award is sponsored by the Butler County Commissioner to recognize persons who have devoted much time to the betterment of the 4-H fair in Butler County, as well as the 4-H Program.

Les represents both the legacy and heritage of Butler County 4-H. He grew up as a 4-Her with his siblings projects and his projects. Learning the 4-H motto “To Make the Best Better” through the examples of leadership from his parents and club leaders.

He has been a director of the Butler County Fair Association for many years following in his dad’s (Leonard) footsteps. Les also served as President, Vice-President and Chairman of the Auction for several years. During the fair, he was always around fixing broken water lines or helping with whatever needed done.

THANK YOU , LES, FOR ALL YOU HAVE DONE FOR THE BUTLER COUNTY FAIR AND THE 4-H PROGRAM. CONGRATULATIONS!

BUTLER COUNTY 2026 FAIR SCHEDULE

Monday, July 6

6:00 pm
6:30 pm

Superintendents' Meeting

Superintendent boxes
Superintendents & Assistant Superintendents meeting

Saturday, July 11

7:30 am
8:00 am
8:30 am 9:15-
9:45 am 9:15-
9:45 am 1:30
pm

Shopping in Style

Check-in starts
Constructed modeling starts, followed by call-backs
Shopping in Style modeling begins
Sewing & Textile Design judging begins
Check-in Open Class Sewing (Judging to begin after 4-H/FFA)
Public Fashion Revue
Location – First Baptist Church, Augusta

Sunday, July 12

5:00-5:30 pm
6:00 pm

Horse Show

Check-in Horse IDs
Horse Show begins
3 Wooden Crosses, Augusta

Wednesday, July 15

6:00-8:00 pm

Check-in Campers

Thursday, July 16

8:00 am
11:00-8:00 pm
6:00-8:00 pm

Fair set-up at Butler County Fairgrounds

Check-in Campers

Check-in for:

- Open Class Metals
- “Junk in a Bucket”
- Dairy Cattle
- Dairy Goats
- Poultry
- Rabbits

6:00-8:00 pm

Check-in & weigh-in for:

- Beef Cattle
 - Swine
 - Meat Goats
 - Dairy Wethers
 - Market Wethers
 - Market Sheep
 - Breeding Ewes
- Check-in Banners

6:00-8:00 pm

**All animals must be inspected by the fair veterinarians
before being allowed to enter the barns.**

Friday, July 17

8:00 am
9:00 am
9:00 am
9:00-10:00 am
9:00 am

10:00 am

10:00-11:00 am

Poultry Judging

Dairy Goat Show, followed immediately by Dairy Cattle Show
4-H/FFA Foods & Nutrition/Food Preservation (Judging begins per
sign-up time in Fair Entry)

Check-in Open Class Foods & Food Preservation

Open Class Foods Judging, begins followed by Open Class Foods Sale
(Ends before 4-H/FFA Food Auction)

Check-in and Judging of 4-H/FFA Photography (Judging begins per
Sign-up time in Fair Entry)

Check-in and Judging of 4-H/FFA Woodworking

BUTLER COUNTY 2026 FAIR SCHEDULE

Friday, July 17 - Continued

10:00-11:00 am	Check-in Open Class Woodworking (Judging to begin after 4-H/FFA Woodworking)
10:00-11:00 am	Check-in Open Class Photography (Judging to begin after 4-H/FFA)
1:00 pm	Judging of Open Class Metals & "Junk in a Bucket"
1:30 pm	Judging of Banners
2:00 pm	Check-in Clothing Construction & Fashion Revue
2:00 pm 1:00-	Check-in and Judging of Open Class Crops, Hay & Wheat
3:00 pm 1:00-	Check-in and Judging of 4-H/FFA Floriculture and Landscape Design
3:00	Check-in Open Class Floriculture & Horticulture (Judging to begin after 4-H/FFA Judging)
1:30-3:00 pm	Check-in and Judging of Educational Notebooks, Posters, and Displays
2:00-3:00 pm	Check-in and Judging Entomology
2:00-3:00 pm	Check-in and Judging of Open Class Entomology (Judging to begin after 4-H/FFA Judging)
2:00-3:00 pm	Check in and Judging of Geology & Lapidary
2:00-3:00 pm	Check in and Judging of Open Class Geology & Lapidary (Judging to begin after 4-H/FFA)
4:00 pm	Judging of Meat Goats - Breeding, Showmanship Market Meat Goats
6:00 pm	4-H Council Food Auction (South Building
6:00 pm	Ice Cream sponsored by ICI Insurance
6:30 pm	Judging of Sheep – Breeding, Showmanship Market Sheep (begin 15 minutes after conclusion of the Meat Goat show, but not to begin before 6:30 pm)
	Dance following Sheep Show

Saturday, July 18

8:00 am	Judging of Swine – Breeding Gilts, Showmanship, Market Swine
8:00 am	Judging of 4-H/FFA Rabbits
10:00 am	Check-in and Judging of 4-H/FFA Visual Arts (Judging begins per sign-up time in Fair Entry)
10:00-11:00 am	Check-in and Judging of 4-H/FFA Leathercraft & Jewelry (Judging begins per sign-up time in Fair Entry)
10:00-11-00 am	Check-in Open Class Leathercraft & Jewelry (Judging to begin after 4-H/FFA Judging)
10:00-11:00 am	Check-in Open Class Visual Arts (Judging to begin after 4-H/FFA Judging)
11:00 am-Noon	Sign-up for Barnyard Olympics in north Building
11:00 am-Noon	Cloverbuds "Show and Share"
Noon-1:00 pm	Check-in and judging of 4-H/FFA Fiber Arts (Judging begins per sign-up time in Fair Entry)
Noon-1:00 pm	Check-in and Judging of Fiber Arts, Crochet, Knitting & Quilts (Judging to begin after 4-H/FFA)
1:00-2:00 pm	Check-in and Judging of Aerospace/Rocketry, Robotics, Uncrewed Aircraft Systems, Ag Mechanics, Welding, Building Block Engineering, Electric & Renewable Energy and Small Engines (Judging begins per sign-up time in Fair Entry)
1:00-2:00 pm	Check-in Open Class Building Blocks & Open Class Rocketry (Judging to begin after 4-H/FFA Judging)
2:00 pm	Judging of Bucket Calves (Bucket Calf Costume Class follows Bucket Calf Show)
2:00 pm	Judging of Beef – Breeding, Showmanship, Market
6:00 pm	

Read the fair book carefully – NEW classes and several rule changes have been made!

BUTLER COUNTY 2026 FAIR SCHEDULE

Sunday, July 19

7:30 am Pancake Breakfast Sponsored by Butler County Farm Bureau and
Mid-Kansas Co-Op
8:15 am Church Service in the Livestock Arena (No Livestock Activities
during this time)
9:30 am United Livestock Show
10:00 am

DEADLINE FOR MAKING ENTRIES FOR THE PREMIUM AUCTION

Sign-up by ScaleHouse or South end of Community Building
11:00 am Check-in for Barnyard Olympics in Arena
11:30 am-12:30 pm Barnyard Olympics in Arena
Noon-4:00 pm Check-in Special Classes in Community Building
1:00-4:00 pm Judging Contests

- Horticulture Judging Contest
- FCS Consumer Skills
- Photography Judging Contest

1:00-4:00 pm Challenge of Champions
2:00-5:00 pm Sunday Fun Day Event (Tractor Pull & Club games and Activities)
4:00 pm Judging of Special Classes OC-1
5:00 pm Celebrity Goat Milking in Livestock Arena
7:00 pm Round Robin Showmanship Contest

Monday, July 20

7:00-7:30 am Check-in for Livestock Judging Contest in Arena
7:30 am Livestock Judging Contest
10:00-11:00 am Set-up Arena for Premium Auction (all 4-H & FFA Exhibitors)
1:00 pm 4-H/FFA Presentations Demonstrations, Illustrated Talks, Project
Talks and Poetry or Prose
5:30-7:00 pm "Friends of 4-H/FFA" Supper sponsored by Commerce Bank &
4-H Council
Ice Cream Sponsored by Emprise Bank
Watermelon sponsored by Farm Credit
6:00 pm Parade of Champions (honoring all division Winners)
6:30 pm Awards Presentations
7:00 pm Premium Auction – Order of Sale will be Meat Goats, Market Wethers,
Sheep, Beef & Swine. Static Projects, Rabbit Meat Pens & Market Poultry
will be included throughout the auction.

CLEAN-UP ARENA after Premium Auction by all 4-H/FFA Members

Exhibitor: No tack can be released or clean-up done in the livestock barns until 30 minutes after the Premium Auction. If you take tack home, you MUST have your pen/stalls inspected and signed out with a livestock superintendent.

Tuesday, July 21

6:00-8:30 am Release static exhibits and remaining livestock
6:00-8:30 am Clean-up Community Building & Fairgrounds
6:00-8:30 am Removal of Campers (unless weather conditions prevent removal)

**CHECK OUT THE SPECIAL CLASSES DIVISION IN THE
NEW OPEN CLASS DIVISION!**

MEDALLION HUNT

Come One; Come All to the greatest search of them all!

The Butler County Fair Medallion Hunt is open to all currently enrolled 4-H & FFA members. Clues will be posted daily, and fair goers are encouraged to enjoy the hunt! The medallion can be found by the craftiest of hunters somewhere upon the fairgrounds. No destruction is needed; the medallion can be found where it can be seen.



When the medallion is found, the luckiest of hunters will win the \$100 cash prize once the medallion is shown to those in the Extension Office and a thank you note is written. A thank you note will be available in the Extension Office if you do not have your own.

The Medallion Hunt is sponsored by the Evans Family.

BARNYARDOLYMPICS

You don't want to miss this fun and exciting team event! Roundup your team of 4, current 4-H members, sign-up at the designated time and get ready to have some friendly competition! This event is open to Cloverbuds, Junior and Intermediate aged 4-H'ers. Non-4-H members are not allowed to participate but can cheer loudly for their friends from the sidelines!

Sign-up – Sat., July 18, 10:00 am to Noon in North Room

Check-In – Sun, July 19, 11:00 am in Arena

Olympics – Sun, July 19, 11:30 am in Arena

Superintendents: 4-H Ambassadors & Ambassador Advisors

Section I - GENERAL RULES

****ALL PROJECTS REQUIRE PRE-ENTRY FOR 2026 BY JUNE 22, 2026****

****PRE-ENTRY INFORMATION WILL BE SENT OUT****

****NO LATE ENTRIES WILL BE ACCEPTED****

1. Exhibitors and contestants must be participants in the Butler County 4-H or FFA program. 4-H Members must be enrolled in projects by May 1. The exhibits entered in the Butler County Fair must be owned and fed, constructed, or grown by the Exhibitor.
2. All projects must be the result of the current year's 4-H work.
3. All 4-H/FFA project questions should be directed to the Butler County 4-H Agent, Butler County Extension Agriculture Agent, or their respective FFA Advisor.
4. Campers, Premium Auction, Open Class entries and ribbon premium amounts should be directed to: Butler County Fair Board at bucofairsec@bucoks.com.
5. Accommodations for persons (youth exhibitors) with disabilities may be requested by contacting Madeline Wallace or Charlene Miller, at the Butler County Extension Office four weeks prior to the start of the event at cmmiller1@ksu.edu, mgwallac@ksu.edu, or 316-321-9660. Requests received after this date will be honored when it is feasible to do so.
6. Exhibitors should learn the guidelines and exercise caution when using copyrighted materials whenever possible by originating their own work. Exhibitors should use a copyrighted and/or trademarked product or service (a brand name, label, or product) with caution. A copyright and trademark are legal methods used by writers, artists, corporations, and others to protect their original work. Protected items may range from books to music, logos to computer graphics. Copyrighted and /or trademarked materials used in displays, demonstrations, posters, or other activities will be disqualified if the exhibitor does not request permission to use the copyrighted and/or trademarked materials and will not be displayed. The use and inclusion of specific brand names for educational purposes does not imply endorsement or refusal by the Department of 4-H Youth Development, Kansas State University Agriculture Experiment Station and Cooperative Extension Service or the State of Kansas.
7. Fair officials will not be responsible for any exhibits or equipment that is not removed following the designated Fair Clean-up time or for any broken or damaged items.
8. The Danish system of awards will be followed in all classes in the youth division of the fair. All exhibits/entries will be placed within five groups: purple, blue, red, white, and green. Ribbon

placing will be awarded at the time of judging. Only a purple ribbon may be considered for any Champion or Reserve Champion awards

9. This is a youth event. 4-H Policy states, "Alcohol or tobacco products shall not be used by adults in the presence of youth(s) at any 4-H event."
10. Firearms and weapons are not allowed to be entered or exhibited.
11. Any project condoning or promoting the use of alcoholic beverages or illegal drugs will not be accepted for exhibit.
12. Any Exhibitor who is found to have tampered with any exhibit or entered an exhibit that is not eligible for exhibit or does not abide by Fair rules will be barred from future participation.
13. Any rabbit meat pen, poultry meat pen, market animal, or static project wanting to sell in the auction, refer to the Premium Auction rules.
14. Any project failing to follow rules may be subject to being lowered a ribbon placing, disqualification, or loss of ribbon premiums.
15. **All static and livestock exhibitors must be present during judging. Failure to do so will result in the item not being judged.**
16. Projects using the Lichtenberg technique or "fractal burning" are NOT ALLOWED in any Butler County Fair Exhibits in the 4-H/FFA Divisions. (Example – electrical burning on wood to make black linework on artwork.) Use of this technique in any division will result in disqualification. This is in agreement with recommendations from the American Association of Woodturners (AAW) and mirrors Kansas State Fair Rules.

GRIEVANCE PROCESS

Purpose: The 4-H/FFA County Fair Grievance Process provides a vehicle by which to respond to 4-H/FFA members' concerns relating to all 4-H/FFA activities during the fair.

What Issues may be filed in a grievance:

A grievance committee may be convened for the following situations/reasons:

- Alleged wrongdoing.
- Rule violations from what is published in the fair book.



The fair is the responsibility of the Butler County Extension Board, FFA Advisors, and the Butler County Fair Board; questions need to be addressed to the Fair Board President, Extension Director, 4-H Agent, or FFA Advisors. The 4-H Agent can answer questions regarding the 4-H program, such as enrollment, etc. The Extension Office Professionals have been great help putting the fair together. Please do not direct complaints, suggestions, etc. to them, but rather to one of the above-listed. Any grievances will be handled by the Extension Board Grievance Committee consisting of Extension Executive Board representative(s), 4-H Agent, Extension Director, FFA Advisors, Fair Board President, and Division Superintendent(s).

- Any grievances must be delivered on the grievance form along with \$20 deposit (cash or check), signed and dated by the person making the protest, and delivered to an Extension Agent. Follow the directions/ and instructions on the form.
- The protest should be discussed prior to submission with the 4-H Agent, FFA Advisor, Extension Director, or Division Superintendent.
- The form to be completed is located at: <https://www.butler.k-state.edu/4hfair/> or can be picked up in the Extension Office.
- Grievances must be received by the 4-H Agent, FFA Advisor, or Extension Director within 24 hours following the occasion for the grievance.
- Such grievances must state plainly the cause of the complaint or appeal and must be submitted to the 4-H Agent, FFA Advisor, or Extension Director. Upon receipt of a qualified grievance, the Extension Agent(s) or FFA Advisors will promptly notify the grievance committee and any and all persons involved.
- The committee will act within 24 hours of receiving a written complaint. If a resolution cannot be reached, the grievance committee will take the grievance to the Butler Co. Extension Board, meeting on the 1st Tuesday of each month for a final decision.
- Following any decision, the course of action will be entered into writing and delivered to any and all persons involved.

POSTPONING 4-H/FFA EVENTS AT THE BUTLER COUNTY FAIR

Criteria for Postponement

- Severe weather(lightning,high winds,extreme heat,heavy rain, flooding,etc.).
- Unsafe conditions for participants, animals, or spectators.
- Facility or equipment failure that impacts the safe conduct of the event.
- Public health or safety concerns as determined by local/county/state guidelines.

Decision-Making Authority

1. Division Superintendent:
 - a. Provides input regarding event logistics, safety concerns, and recommendations.
 - b. Communicated promptly with the 4-H Youth Development Agent and County Extension Director if conditions appear unsafe.
 - c. Has no decision-making authority to postpone or cancel an event.
2. 4-H Youth Development Extension Agent:
 - a. Evaluates conditions and potential risks in consultation with the County Extension Director.
 - b. Considers impact on participants, animals, and overall fair schedule.
 - c. Ensures consistency with Kansas 4-H Policy, Kansas Extension Policy, and Butler County Fair rules.
3. County Extension Director:
 - a. Works with the 4-H Youth Development Agent to make the final determination to postpone or cancel any 4-H/FFA division event.
 - b. Ensures consistency with Kansas Extension Policy and liability guidelines.
4. Regional 4-H Specialist (contacted if applicable):
 - a. Serves as a consultant for best practices, risk management, and consistency with Kansas 4-H Policy.
5. Fair Board:
 - a. Is notified immediately once postponement is being considered and once a final decision has been made.
 - b. Assists with logistics and public communication.

Notification Procedure:

Once the 4-H Youth Development Agent and County Extension Director finalize a decision:

- Immediate notification will go to:
 - Event superintendent(s)
 - Fair Board
 - FFA Advisors
 - Extension staff and key volunteers
 - Fair exhibitors pre-entered in that division.
 - Division judge(s)
- Public notification will be shared promptly via:
 - Official county fair social media accounts
 - Email
 - Text systems (if available)
 - PA system announcements (if applicable)

Rescheduling Events:

Postponed events may be rescheduled later in the sameday, moved to a different time during the fair, or shifted to the earliest available safe opportunity.Updated schedules will be shared with participants, families, superintendents, and the publicassoon as possible.

KANSAS FFA CODE OF CONDUCT

FFA Code of Ethics: FFA membersconduct themselvesatalltimestobe a credit to their organization, chapter, school, community and family.

As an FFA member, I pledge to:

1. Develop my potential for premier leadership, personal growth and career success.
2. Make a positive difference in the lives of others.
3. Dress neatly and appropriately for the occasion.
4. Respect the rights of others and their property.

5. Be courteous, honest and fair with others.
 6. Communicate in an appropriate, purposeful and positive manner.
 7. Demonstrate good sportsmanship by being modest in winning and generous in defeat.
 8. Make myself aware of FFA programs and activities and be an active participant.
 9. Conduct and value a supervised agricultural experience program.
 10. Strive to establish and enhance my skills through agricultural education in order to enter a successful career.
 11. Appreciate and promote diversity in our organization.
- Adopted by the delegates at the 1952 National FFA Convention. The Code of Ethics was revised by the delegates at the 1995 National FFA Convention.

4-H/FFA DIVISION RULE CHANGE/CREATION PROCESS

The following process is utilized to change or create rules in the 4-H/FFA divisions of the Butler County Fair.

1. At the completion of each fair, a survey is sent to all youth participants and their families to gain feedback on their experiences within the 4-H/FFA divisions. Feedback requested in the survey includes:
 - a. What members and families enjoyed
 - b. What could be improved the following year
 - c. Comments regarding events or judging
 - d. Questions that should be addressed with in divisions or with pre-entry
2. At the completion of each fair, another survey is sent to all 4-H/FFA division superintendents to gain feedback on their experiences. Feedback requested in the survey includes:
 - a. Preparation and communication
 - b. Event execution
 - c. Volunteer management
 - d. Feedback on judges
 - e. Facilities and resources
 - f. Overall experience
3. Results from both surveys and feedback are compiled by the 4-H agent and shared with the 4-H & Youth Development Program Development Committee (PDC). The PDC makes recommendations on any changes or corrections to the rules and then submits those to the Butler County Extension Executive Board prior to the December Extension Executive Board meeting.
4. The proposed changes and corrections are voted on and approved by the Butler County Extension Executive Board, with the current fair year's Extension Executive Board reserving the right to make final corrections at the February Extension Executive Board meeting.
5. The 4-H agent may make corrections between board approval and the final copy going to print to further align with Kansas State Fair rules upon their release.

KANSAS 4-H CODE OF CONDUCT

The 4-H Code of Conduct is intended to foster a safe environment that encourages optimal learning and growth. The opportunity to participate in or attend 4-H activities is a privilege and not a right. All 4-H participants – youth, families, volunteers, and Extension staff – who participate in or attend any activity or event sponsored by Kansas State Extension 4-H Youth Development Program are expected to uphold the values of the Kansas 4-H program and conduct themselves according to the following standards listed below. These standards also apply to online 4-H activity, including social media and internet presence. Whether online or in person, this Code of Conduct is to guide participants to think critically, behave safely, and participate responsibly in our shared world. The following Kansas 4-H Code of Conduct is a condition of participation in any Kansas 4-H activity or program. When I participate in 4-H programs, I agree to:

1. Be present, attentive and engaged in the 4-H activities. Practice good sportsmanship, be helpful to others, uphold ethical practices in 4-H projects and events, and never cheat or falsely represent efforts related to 4-H project activities.

2. Know and follow federal, state and local laws that apply to minors (e.g., no use of alcohol, illicit (non-prescribed) drugs, and tobacco in any form) even when I am 18 or 19 years old and still a program participant.
3. Use language and actions that do not substantially interfere with others' participation in the program. (Swearing, harassment, and bullying are not allowed.) You are personally responsible for any damage you cause as a result of your behavior, including the cost of any physical injury or property damage you cause in the course of your participation in any program or event.
4. Know and follow safety policies and procedures of Kansas State University, Kansas State Extension (KSE), and guidelines of the 4-H Youth Development Program, as applicable to this program. (Such as: not leaving the program area without permission from the program supervisor; be in assigned lodging and program areas during activities; abide by curfew hours; and any other additional safety policies established by a specific event or program.)
5. Obey all rules and directives that apply to the 4-H activity where I am involved.
6. Use mobile electronic devices during a scheduled 4-H activity only in a manner that is consistent with the approved activity and not disruptive.
7. Apply these conduct standards to online 4-H activity, including social media and internet presence.

Special thanks to the Butler County Extension Council, FFA Advisors, the Program Development Committee and the Butler County Extension Agents for their development of the 4-H/FFA rules and guidelines for the 2026 Butler County Fair.

Butler County Extension 4-H & Youth Development Agent

: Madeline Wallace

Butler County Extension Director/Ag Agent: Charlene Miller

Flinthills FFA Advisor: Delayney Mahnken

Bluestem FFA Advisors: Miranda Depenbusch, Luke Guynn

2026 Butler County Extension Council

Chair – Kyle “Fuzzy” Nichols

Vice Chair – Chancie Rose

Secretary – Cheryl Williams

Treasurer – Amanda “Bitty” Wiebe

Members – Ann Brackenridge, Cole Camac, Kris Janzen, Steve Oltman, and Tara Varner

2026 4-H Youth Program Development Committee

Ann Brackenridge

Burgundy Bennett

Byron Harvey

Kyle “Fuzzy” Nichols

Steve Oltman

Chancie Rose

SPECIAL THANKS TO EXTENSION OFFICE PROFESSIONALS

Darla Deaton & Alyssa Dodd

***THANK YOU to the
BUSINESSES WHO DONATED EQUIPMENT &
SUPPLIES AND TO THE BUYERS AT THE
LIVESTOCK/PROJECT AUCTION AT THE 2025 FAIR!***

4-H Animal Divisions

ALL PROJECTS REQUIRE PRE-ENTRY BY JUNE 22, 2026

PRE-ENTRY INFORMATION WILL BE SENT OUT

Section II – ANIMAL ELIGIBILITY REQUIREMENTS

1. Animals requiring 4-H tags must be tagged according to current county tagging guidelines. Tagging guidelines and information can be found at: <https://www.butler.k-state.edu/4-h/livestock.html>.
2. Any registered animals must have met the registration requirements outlined in their respective sections.
3. Requirements due by May 28th. Forms and descriptions can be found at: <https://www.butler.k-state.edu/4-h/livestock.html>
 - Owner Certification of Market Animals
 - Animal Care /Household Nomination
 - YQCA certification dated during the current program year (Required for all animal exhibitors, except horses)

Livestock Health Requirements

(MAY BE UPDATED FROM KDA GUIDANCE PRIOR TO FAIR)

General Health Requirements

1. All livestock will be inspected by a Fair Veterinarian before they are unloaded. (Beef inspected immediately after unloading.) Any animal determined by Fair Veterinarians to have signs of an infection or contagious disease will not be permitted to exhibit, must be loaded back on the trailer, and will be sent home immediately. Vets' decision is final. All animals are subject to examination by the fair veterinarians throughout the fair and shall be free of clinical signs of infectious or contagious disease and congenital defects. Health certificates are not required.
2. Any costs of special tests or posting of dead animals will be the responsibility of the owners. Any animal that dies on the fairgrounds will have a necropsy performed by the Fair Veterinarian.
3. Superintendents reserve the right to call for an inspection of an animal or animals by the Fair Veterinarian. Any veterinary-prescribed medication must be given under the Fair Veterinarian's supervision. Any over-the-counter products that do not require a veterinarian's prescription may be administered orally by the family.

Cattle (Beef and Dairy)

- All cattle must meet the general guidelines.
- Cattle determined by veterinarians to have lesions of ringworm, warts or infested with mange will not be permitted to exhibit.

Horses

- All horses must meet the General Requirements.
- A comprehensive vaccination protocol is recommended but not required by KDAH.
- Kansas Origin Horses – A valid VS Form 10-11 showing evidence of a negative Equine Infectious Anemia (Coggins) test conducted by a state-approved laboratory within 12 months prior to exhibition is required by KDAH.

Swine

- Swine originating in Kansas must meet the general requirements.

Poultry

- All poultry must meet the General Requirements.
- Kansas Origin Poultry - Kansas continues its designation as a Pullorum-Typhoid (P-T) Clean state.
- All poultry (except waterfowl) are required to show proof of being P-T clean by one of the following:
 - Originating from a certified U.S. Pullorum-Typhoid clean flock OR

- Test negative at check-in of the county fair when the county has been designated by KDA-DAH for surveillance. Routine surveillance testing will be performed for each county fair a minimum of once every 5 years.
- Poultry exhibitors will be notified when testing is required.
- Poultry Originating from Other States – All poultry entering Kansas, except waterfowl, must show proof that they are pullorum–typhoid clean by one of the following methods:
 - All poultry (except waterfowl) are required to show proof of being P-T clean by one of the following:
 - Originates from a certified U.S. Pullorum-Typhoid clean flock.
 - Test negative on a P-T test within 90 days of exhibition.
 - Additionally, out-of-state poultry must have a "Permit to Ship Poultry or Hatching Eggs" issued by the KDAH within the previous year or a permit number issued by the KDAH office within the previous 15 days.

Sheep

- All market lambs must be slick shorn (no more than ¼ inch of wool) above the hocks prior to arrival at the fair.
- All sheep will be inspected at unloading by fair veterinarians who will determine that the animals are free of clinical signs of infectious disease. Some examples of infectious diseases could be lesions of ringworm, "sore mouth", club lamb fungus, etc. Sheep will not be allowed to unload until inspected.
- Sheep with infectious skin lesions will be denied entrance to the barns.
- It is required that all sheep be identified with a registered tattoo or official USDA Scrapie Premise I.D. tag.

Goats- Dairy and Meat

- Goats shall meet the general requirements.
- All goats, including wethers, must be identified with a registered tattoo or an official USDA premises ID tag (Scrapie tag). Goats identified with registration tattoos must have legible tattoos and must have registration papers for these animals available for inspection.
- All goats will be inspected at unloading by fair veterinarians who will determine that the animals are free of clinical signs of infectious disease. Some examples of infectious diseases could be lesions of sore mouth, ringworm, warts, infection of mange, etc. Goats will not be allowed to unload until inspected.

Livestock/Animals Rules and Regulations

1. Each exhibitor is limited to 2 market and 2 breeding projects within each of the following divisions: beef, sheep, swine, and meat goat/market dairy wether divisions.
2. Any market animal not meeting minimum weights will not be eligible to show for Grand or Reserve Grand Champion and will show in an underweight class.
3. All market animals must have all baby teeth in place-no adult or missing teeth (excludes swine). Teeth will be checked at the time of veterinary inspection. Any animals having lost their baby teeth or have older teeth growing back will be automatically disqualified and sent home.
4. Livestock should have stall cards above pens or stalls. Rabbits and poultry should have entry cards attached to cages.
5. Exhibitors must be able to control their animals at all times.
 - Exhibitors who bring animals to the fair that are deemed uncontrollable and therefore constitute a safety hazard will be required to take their animal home immediately. The Butler County Grievance Committee will make the final decision.
6. Each exhibitor shall be responsible for ensuring that their animal is fed, watered, and cared for during the fair. PLEASE NOTE: Exhibitors will provide shavings, carpet or sawdust for all livestock. (Refer to General Rule #15). In case exhibitor has two entries in the same class, he or she may utilize the assistance of another Butler County 4-H or FFA member exhibiting livestock at the Fair or a sibling currently enrolled in the Butler County 4-H or FFA program. It is the responsibility of each exhibitor to see that their entries are judged.
7. All animals that are not eligible to be shown or fail health inspection at check-in or deemed necessary to be sent home by a veterinarian must be removed from the fairgrounds

- immediately. This determination and decision will be made by the Butler County Grievance Committee and/or veterinarian on duty.
8. If an exhibitor removes their animal from the show ring prior to completion of judging of the species without the consent of the superintendent, the exhibitor may be disqualified, and premiums forfeited.
 9. Animals shown in the market classes are not eligible to show in the breeding classes and vice versa.
 10. No artificial filling of an animal will be tolerated and grounds for immediate disqualification. An example would include a stomach pump or similar system.
 11. Fans must be hung or secured properly. No metal-to-metal conduct is allowed. No wires may be used to hang fans.
 12. Blocking stands may not be placed in alleyways. Aisles should be free of obstruction and easy to travel.
 13. All animals shown at the Butler County Fair will be subject to comprehensive drug testing. Any drug related problems involving animals shall result in the banishment of exhibitor and immediate family from all future Butler County youth animal exhibits. Failure to cooperate for testing will also result in immediate disqualification and banishment.
 14. All animals (excluding rabbits) must be inspected by Fair Veterinarians immediately after or prior to unloading. Follow directions at time of unloading.
 15. All livestock exhibitors (beef, sheep, swine, and meat goat) are REQUIRED to wear western or business casual attire. Shirts must be long or short sleeve jeans or khaki pants, and sturdy closed toe shoes. Exhibitors will not wear t-shirts; tank tops; low-cut shirts; sheer blouses; sleeveless shirts; open shoulder shirts, clothing that exposes cleavage or bare midriff while standing, kneeling, or bending over animal; shorts; or sandals/flip flops. Dairy goat contestants should wear white shirts and pants meeting the aforementioned guidelines; a white t-shirt with Dairy Superintendent approval, may be acceptable for the Dairy division. If wearing jeans or slacks violates religious beliefs, a knee-length skirt is acceptable instead. Please consult species superintendent if further clarification is needed.
 16. Order of shows for Beef, Sheep, Swine and Meat Goat will be as follows: breeding, showmanship, market.
 17. Only animals approved for exhibition, passing vet inspection, and meeting all other rules and requirements can be on the Fairgrounds.
 18. Animal abuse will not be tolerated. The word abuse includes beating, slapping, using an electric prod or forcing a lamb or goat into a solid object in an attempt to make the animal brace more firmly. Bracing a lamb or goat by holding the front feet off the ground also constitutes abuse. During the judge's inspection or handling, all four feet of the lamb or goat are to be in contact with the ground. Exhibitors will be given one warning. A second occurrence will result in dismissal from the ring along with forfeiting any premium money, awards, etc. won.
 19. Animal neglect – Exhibitors are expected to provide humane conditions for their animals during fair – i.e. fresh water provided multiple times daily and fans provided to help cool animals. Animal neglect will not be tolerated. Families having to be called twice will be required to take their animals home.
 20. All 4-H/FFA animals are to remain on the Fairgrounds until they are released. They are not allowed in the camping area, in the parking lot or over on city property.
 21. Dairy Does, Dairy Cows and Cow/Calf pairs in production may be released if approved by the Fair Veterinarian, division superintendents, 4-H Agent or FFA Advisor and Agriculture Extension Agent. This will only be considered when the health of the animal in production and/or calf/kid are compromised.
 22. All registered breeding animals will be shown by age and breed. Registered breeding classes will require three (3) registered animals of the same breed to constitute a registered breeding class. If there are not three (3) registered animals of the same breed, they will show in the all-other-breeds (AOB) classes. Registration papers must be in the exhibitor's name by June 15th of the current year's fair. Refer to the respective species for commercial/grade animals
 23. If you are exhibiting an animal at Fair, your animal may be used for the livestock judging contest. You will be notified if your animal is selected and what time to have your animal ready for the contest.

24. Parents will not be standing next to the youth at the time of judging. Superintendents reserve the right to block off an area specific for judging.
25. Registered animals will be required to upload their registration papers into the entry system at the time of pre-entry.
26. Any animal requiring a tattoo for identification purposes must have a legible tattoo prior to check-in at the Fair.
27. Registered market classes will require three (3) registered animals of the same breed to constitute a registered market class. If there are not three (3) registered animals of the same breed, they will show in the all-other-breeds (AOB) market class. Registration papers must be in the exhibitor's name.
28. All male sheep, meat goats, swine, beef, and bucket calves must be castrated and healed before being brought to the fair. If the animal was banded, the scrotum must have fallen off prior to arrival at the fairgrounds. This is determined by the fair vet, and their decision is final.

Showmanship

1. PRE-ENTRY IS REQUIRED
2. All animals will have showmanship classes. The member must own and exhibit the animal shown. You may NOT use another family member's animal. Three showmanship classes will be provided. Junior (7-9), Intermediate (10-13), and Senior (14-18). Age is determined by January 1 of the current 4-H year.
3. Exhibitors may only exhibit the animal declared in their respective division. i.e., a bucket calf must show in bucket calf showmanship and not in the regular beef showmanship.
4. Youth are only allowed to exhibit animals in showmanship in the species they are entered and exhibiting at the Fair.
5. By entering showmanship classes in any age division and in any species, the animal(s) exhibited are subject to being used in the Round Robin contest. Families will be informed if their animal(s) will be used and when to have them ready.

Fitting

1. Fitting is allowed in all species during their respective shows. Each exhibitor must groom his or her own animal and may use only the assistance of an immediate family member (mother, father, grandparent, legal guardian, brother, or sister) or of another 4-H or FFA member exhibiting at the current Butler County Fair. Violation of this rule may disqualify an exhibitor. Decisions as to disqualifications will be handled by the Grievance Committee. paint, powder, and adhesives are allowed.

Department – BEEF

1. Market and Breeding Beef exhibitors are expected to be in control of the animal from the time they arrive on the grounds until the animal is loaded on a truck for the packer or taken home. No assistance may be given to any exhibitor in the show ring except by authorized ring help. After an exhibitor has lost control of their animal two times during the show, they will be excused from the ring/show (does not apply to the round robin events) and forfeit all ribbons, prize money, awards, etc.
2. No animals will be allowed to be tied outside the piped-in area around the beef barn.
3. No blocking chutes are to be placed in the barns.
4. Generators may be used – but must be located outside the tie-out rails.
5. Animals are required to be in the barns by 9:00 a.m. and cannot go to tie outs before 6:00 p.m. except for watering, exercising and washing/drying/fitting/clipping, etc.
6. Market Beef and Breeding Heifer exhibitors showing at the Walnut River Showdown are eligible to show in the rematch class. Exhibitor and animal must show at the Spring show to be eligible to participate in these classes. Fair pre-entry is NOT required for the Rematch Classes.

Division 101 – Bucket Calf Interview Class

Check-in: Thursday, July 16, 6:00-8:00 pm

Weigh-In: Thursday, July 16, 6:00-8:00 pm

Judging: Saturday, July 18, 2:00 pm

Co-Superintendents: Gary and Carrie Claassen

1. Calves exhibited must have been born on or after January 1 and on or before April 15 of the current year. Bucket calves must be tagged by the county tagging deadline with an official 4-H tag. Refer to the county tagging guidelines for tagging information. Calves also must have been raised (fed) on a bucket or bottle. Only steers and heifers may be shown.
2. All male calves must be castrated and healed before being brought to the Fair. If banded, the scrotum must have fallen off.
3. Exhibitors must be 12 or younger on January 1 of the current 4-H year and cannot be showing any other beef at the fair.
4. Judging of classes 1 and 2 will be based on an interview by the judge to determine the 4-Hers' knowledge of raising a calf.
5. Exhibitors may make only one entry in class 1 or 2.

Classes:

- Class 1 - 10-12-year-old 4-H Member Interview Class
- Class 2 - 7-9-year-old 4-H Member Interview Class

Division 102 – Bucket Calf Showmanship

Showmanship will immediately follow the interview class and is Blow and Show only.

Classes:

- Class 1 - 10-12-year-old 4-H Member Showmanship Class
- Class 2 - 7-9-year-old 4-H Member Showmanship Class

102X - Bucket Calf Dress Up Event

(This is a special event that DOES NOT require pre-entry. Exhibitors will need to be ready by the designated show time).

Contest: Saturday, July 18, 2:00 pm following Bucket Calf Show

Co-Superintendents:

1. Bucket calf exhibitors may design a costume for their calves and themselves that coordinates with each other.
2. Bucket calves must be led and may not be ridden.
3. Nothing may be wrapped around the flank of the calf. Any flank straps/strings/ribbons, etc., will be required to be removed prior to entering the ring.
4. Any calf bucking, kicking, or uncontrollable by the 4-H member will be removed from the ring.
5. For the safety of 4-H members, it is strongly recommended that the costume be tried on prior to the Fair so that the calf is accustomed to it. Costumes with elements that create excessive noise or movement can startle animals and are not to be used.

BUCKET CALF SPECIAL AWARDS


Grand Champion Intermediate Fitting & Showing – Mike & Janet Roths
Reserve Grand Champion Intermediate Fitting & Showing – Ed & Linda Hepburn
Grand Champion Junior Fitting & Showing – Mike & Janet Roths
Reserve Grand Champion Junior Fitting & Showing – Kerrie & Ryan Parker
Awards to Each Exhibitor – Bill & Mary Reece
Dress-Up Bucket Calf – 4-H Council

Division 103 – Breeding Beef

Check-in: Thursday, July 16, 6:00-8:00 pm

Weigh-In: Thursday, July 16, 6:00-8:00 pm

Judging: Saturday, July 19, 6:00 pm



Co-Superintendents:

1. Breeding heifers & Cow/Calf pairs cannot have been shown as a market heifer at a previous fair.
2. Registration or transfer papers must be in the club member's name, dated on or before June 15.

Heifers and cows may be co-owned and co-registered by two or more 4-H members of the same family.

3. Commercial heifers and cows will be shown by age.
4. The calves on the cow/calf pairs must have been born within 270 days of the show date at the fair and must still be at the cow's side and nursing. The calf must be halter-led.
5. An overall Supreme and Reserve Supreme Heifer, along with an overall Supreme and Reserve Supreme Cow/Calf Pair, will be selected.

Classes:

- Class 1 – Registered Heifers
- Class 2 – Commercial Heifers
- Class 3 – Cow/Calf Pairs
- Class 4 – Walnut River Rematch–Breeding Heifers

Division 104 – Market Beef

Check-in: Thursday, July 16, 6:00-8:00 pm

Weigh-In: Thursday, July 16, 6:00-8:00 pm

Judging: Saturday, July 19, 6:00 pm

Co-Superintendents:

1. Market Beef must weigh a minimum of 950 pounds.
2. Market Heifers must be open (not bred).
3. Market Steers and Market Heifers will show in their own classes.

Classes:

- Class 1 – Registered Market Beef
- Class 2 – Crossbred Market Beef
- Class 3 – Walnut River Rematch – Market Beef

Division 105 – Beef Showmanship

Classes:

- Class 1 – Senior Beef Showmanship 14-18
- Class 2 – Intermediate Beef Showmanship 10 -13
- Class 3 – Junior Beef Showmanship 7-9

BEEF SPECIAL AWARDS

Supreme Heifer – McLaughlin Farm

Reserve Supreme Heifer – Evan & Erica Schluntz

Supreme Cow/Calf Pair – Ty, Peggy & Shelby Henley

Reserve Supreme Cow/Calf Pair – Charlene, Cory, Cami & Cally Miller

Top 5 Placings Breeding Beef Rematch Banners – Butler County Youth Livestock Foundation

Grand Champion Market Beef – McLaughlin Farm

Grand Champion Market Beef \$100 Cash Award - Butler County Youth Livestock Foundation

Reserve Grand Champion Market Beef – Jim Maddox Family

Champion Breed Steer – Butch & DeeAnn Roths

Reserve Breed Steer – Janice Bigelow, DVM & Alicia Bigelow

Champion Breed Steer – Cow Tag Ranch/Kailey Brooks

Reserve Champion Breed Steer - Ty, Peggy & Shelby Henley

Champion Breed Steer – Evan & Erica Schluntz

Reserve Champion Breed Steer - Evan & Erica Schluntz

Champion Breed Steer – Wiley & Tanna Redenbaugh

Reserve Champion Breed Steer – Jack & Marlene Grove Memorial (Clint & Sarah Cope)

Champion Breed Steer – El Dorado Feed & Supply/LaClef Family

Champion Market Heifer – Lovesee's Pizza

Reserve Champion Market Heifer – TLC Cattle Co.

1st Place Rate of Gain - Butch & DeeAnn Roths

2nd Place Rate of Gain - Butch & DeeAnn Roths

Top 5 Placings Market Beef Rematch Banners – Butler County Youth Livestock Foundation

Grand Champion Senior Beef Fitting & Showing – A Little Cattle Service/DeeDee. Chance & Cade Little
 Grand Champion Senior Beef Fitting & Showing Scholarship for 15 Credit Hours – Butler Community College
 Reserve Grand Champion Senior Beef Fitting & Showing - Triple S Ranch Supply
 Grand Champion Intermediate Beef Fitting & Showing – TLC Cattle Co.
 Reserve Grand Champion Intermediate Beef Fitting & Showing - Triple S Ranch Supply
 Grand Champion Junior Beef Fitting & Showing – Rick & Kay Burden
 Reserve Grand Champion Junior Beef Fitting & Showing - Triple S Ranch Supply
 Cash Awards for Beef Showmanship: Grand Champion Senior \$100, Reserve Grand Champion Senior \$50, Grand Champion Intermediate \$60, Reserve Grand Champion Intermediate \$40, Grand Champion Junior \$30, Reserve Grand Champion Junior \$20 – McCune Family Memorial

Division – Beef Carcass Contest

Sign-up: Required with pre-entries. You will be prompted to answer the required beef carcass contest participation question when you make your entry.

Superintendent: Darren Jackson

1. Open to all Market Beef exhibiting at the current Butler County Fair.
2. Each exhibitor is limited to 2 entries (market beef).
3. Exhibitor's name and animal eartag will be documented and verified at sign-up and at the time of unloading at Walnut Valley Packing.
4. The 4-H tag is required to remain in the ear of the calf until the locker removes it at processing.
 - a. Removal of the tag will forfeit participation in the Carcass Contest.
5. Exhibitor is responsible for the sale of meat along with any processing fees.
6. 4-H and FFA members will be responsible for transporting their beef to the locker at the designated time and date following the fair. Failure to arrive at the announced time will result in disqualification from the contest. EXCEPTION – if animals remain on the Fairgrounds per the Fair schedule, then beef will be transported to the locker for you.
7. All market beef will be butchered and carcasses judged at Walnut Valley Packing in El Dorado (1000 S. Main St, El Dorado).
8. Exhibitors are encouraged to view judging as part of an educational experience on how the carcass is evaluated. This complements the YQCA components of consumers and producers, along with the various cuts of meat.
9. Any market beef disqualified or sent home from the Fair will not be eligible for the carcass contest. However, they can still be processed at Walnut Valley Packing. The family must contact Walnut Valley during Fair week to make arrangements for immediately following Fair. The animal will have to pass an inspection by Walnut Valley Packing.

**2026 BEEF CARCASS CONTEST AWARDS
 SPONSORED BY:**

Fleming Feed & Grain
 309 S. Main St.
 Leon, KS 67074
 (316) 742-3411

1st Place - \$500, 2nd Place - \$400, 3rd Place - \$300, 4th Place - \$200, 5th Place - \$100
 Top 5 will also receive a plaque in addition to the Cash award

Department – DAIRY

Co-Superintendents: Carla Varner and Haleigh Borg

1. Dairy will show showmanship first.

Division 107 – Dairy Cattle

Check-in: Thursday, July 16, 6:00-8:00 PM

Judging: Following Dairy Goat Judging (9:00 AM)



1. A club member may exhibit a maximum of 4 head of dairy animals, but not more than 2 cows and 2 heifers.
2. A member must own or lease all animals you exhibit. Registration papers will be required at check-in for registered animals. Registration papers must be in the name of the 4-H Exhibitor by June 15th of the current 4-H year. All grade or leased animals must provide the official "4-H Grade Dairy Cattle or Leasing Identification form" to the Extension Office by June 15th of the current 4-H year.
3. Animals may be co-owned and co-registered by two or more active, regular 4-H members of the same family. They may not be registered in a farm name, include names of adults, or youth enrolled in the Cloverbud program.
4. Exhibitors must be neatly and appropriately attired (preferably in white) when showing their animals in the ring.
5. Dairy cattle and dairy cattle exhibitors will not be included in Round Robin Showmanship.

Classes:

- Class 1 - Heifer Calves 11 months and younger
- Class 2 - Yearling Heifers, 12 – 18 months
- Class 3 - Heifers or Cows, older than 18 months

Division 108 – Dairy Cattle Showmanship

Classes:

- Class 1–Senior Dairy Cattle Showmanship 14-18
- Class 2–Intermediate Dairy Cattle Showmanship 10 -13
- Class 3–Junior Dairy Cattle Showmanship 7-9

DAIRY CATTLE AWARDS

Grand Champion Dairy Cow – Roger Sidener Memorial

Reserve Grand Champion Dairy Cow – Roger Sidener Memorial

Grand Champion Senior Fitting & Showing – Walter & Diana Burress

Reserve Grand Champion Senior Fitting & Showing – UnionHome/Mortgage/Mary McGinley

Grand Champion Intermediate Fitting & Showing - Walter & Diana Burress

Reserve Grand Champion Intermediate Fitting & Showing - UnionHome/Mortgage/Mary McGinley

Grand Champion Junior Fitting & Showing - Walter & Diana Burress

Reserve Grand Champion Junior Fitting & Showing - UnionHome/Mortgage/Mary McGinley

Division 109 – Dairy Does

Check-in: Thursday, July 16, 6:00-8:00 pm

Judging: Friday, July 17, 9:00 am



1. Animals must be dehorned and disbudded.
2. Animals will be divided into registered and grade classes. Must be a Dairy Goat breed.
3. Showmanship classes will be judged first.
4. Classes will be provided for breeds that are recognized by the American Dairy Goat Association. These breeds are Alpine, Guernsey, LaMancha, Nigerian Dwarf, Nubian, Oberhasli, Saanen, Sable, Toggenburg and Recorded Grade (Experimentals). The Recorded Grades have brown registration paper issued by ADGA.
5. Each exhibitor is limited to a maximum of two dairy goats per class, and a total of 6 animals. Only does are allowed to show in breeding classes.
6. A Celebrity Dairy Goat Milking Contest will be held. Refer to the schedule for the date and time.
7. Exhibitors are requested to be neatly and appropriately attired (preferably in white) when showing their animals in the ring.
8. Registration papers or stamped duplicate registration applications will be required for all registered animals. Animal papers must be in the name of the 4-H member by July 1 or show ownership by July 1 for grades.

9. Animals without registration papers or legible tattoos will show with the grades on a bill of sale.
10. Grade classes are county competition only.
11. The grade does should be identified with an official USDA Scrapie Premise I.D. tag. Goats, under 8 weeks of age, accompanying their dams, are exempt from tagging requirements.

Classes:

- Class 1 – Senior Does
 - o 1a – Senior Doe, under 2 years in milk
 - o 1b – Senior Doe, 2 years to under 3 years in milk
 - o 1c – Senior Doe, 3 years to under 4 years in milk
 - o 1d – Senior Doe, 4 years to under 5 years in milk
 - o 1e – Senior Doe, 5 years and over in milk
- Class 2 – Junior Does
 - o 2a – Junior Doe, born April 1 of the current year and younger
 - o 2b – Junior Doe, born from March 1 to March 31 of the current year
 - o 2c – Junior Doe, born January 1 to February 28 of the current year
 - o 2d – Junior Doe, dry yearling

Division 110 – Market Dairy Wethers

1. Exhibitors are requested to be neatly and appropriately attired. White is preferred but not required.
2. Market Dairy Goats considered standard breeds must weigh a minimum of 40 pounds. Market Dairy Goats miniature breeds must weigh a minimum of 30 pounds.
3. Animals will be weighed without blankets.
4. Animals may be shown with or without horns.
5. Best Dairy Wether and Reserve Best Dairy Wether in Show will NOT show for overall Grand and Reserve Grand Market Meat Goat.
6. Goats should have one tattoo on their tail or ear. A tattoo should be the exhibitor's initials or a number.
7. A market dairy wether ID form must be filled out and be in the Extension Office by the tagging deadline.
8. Will compete in Showmanship in the Dairy goat division and not the meat goat division.
9. Exhibitors are limited to a total of 2 market goats (2 market dairy OR 1 market dairy and 1 market meat OR 2 market meat goats)
10. Market dairy wethers must be 100% dairy. A Boer/Dairy cross will show in the Market Meat class and not the Dairy Wether class.

Classes:

- Class 1 – Miniature Market Dairy Wether
 - o Nigerian Dwarf
- Class 2 – Standard Market Dairy Wether
 - o Alpine
 - o Lamancha
 - o Nubian
 - o Oberhasli
 - o Saanen
 - o Sable
 - o Toggenburg
 - o Recorded Grade/Experimentals
 - o Guernseys

Division 111 – Dairy Goat Showmanship

Classes:

- Class 1 – Senior Dairy Goat Showmanship 14-18
- Class 2 – Intermediate Dairy Goat Showmanship 10 -13
- Class 3 – Junior Dairy Goat Showmanship 7-9

DAIRY GOAT SPECIAL AWARDS

Grand Champion Senior Doe – Countryaid Vet Services/Dr. Pat & Debbie Regier
Reserve Grand Champion Senior Doe – Tad & Pam Patton
Grand Champion Junior Doe – Misty & Brian Rigg
Reserve Grand Champion Junior Doe – Hodes Veterinary Health Center
Grand Champion Market Wether – Walnut River Farms/Jeffrey Garcia & Trena Cabrales
Reserve Grand Champion Market Wether - Walnut River Farms/Jeffrey Garcia & Trena Cabrales
Grand Champion Senior Fitting & Showing – Paul & Suzanne Mitsch
Grand Champion Senior Fitting & Showing – Scholarship for 15 credit hours by Butler Community College
Reserve Grand Champion Senior Fitting & Showing – G5 Construction/Curtis & Toni Gauthier
Grand Champion Intermediate Fitting & Showing – Satchel Creek Ranch/Tiya Tonn
Reserve Grand Champion Intermediate Fitting & Showing - Satchel Creek Ranch/Tiya Tonn
Grand Champion Junior Fitting & Showing – 3 Varner Girls
Reserve Grand Champion Junior Fitting & Showing – Paul & Suzanne Mitsch

Department – HORSE

Division 112 – Horses

Check-in:Sunday, July 12, 5:00-5:30 pm

Judging:Sunday, July 12, 6:00 pm

Location:3 Wooden Crosses



Superintendent: Amy Cordell

1. To be eligible to exhibit, you must have turned in a horse ID form on or before **June 1** to the Butler County Extension Office.
2. A 4-H Horse Identification Form must be presented for each horse exhibited and/or rider in this division. This identification will be checked before the Horse Show.
3. All animals must be broken to lead.
4. Stallions may not be shown in any class.
5. No member may make more than two entries in any one halter class and not more than one entry in any performance class (including showmanship). Each exhibitor will be limited to four animals in this division.
6. The superintendent has the privilege to divide and consolidate classes depending on the number of entries in any one class.
7. Those entering the walk/trot classes may enter **ONLY** walk/trot classes and may **NOT** enter any other performance or speed event class.
8. The Horse Show shall be governed by the rules set forth in the most current version of the 4-H Horse Show Rulebook.
9. The use of protective headgear in place of a hat is the optional choice of the exhibitors in any and all Western Classes, including judged, timed, and futurity classes.
10. No weanlings can be shown.
11. Only exhibitors are allowed to ride/train his/her horse at the show.
12. Exhibitor's age is determined by how old they are as of January 1 of the current year.
13. High point and Reserve High Point awards will be given in each age division. The walk trot division will also have a high point and reserve. Qualifications based on one horse and one rider.
14. No other youth or adults are to be riding any horse before, during, or after the show at the arena.
15. Only horses entered in the horse show may be brought to the show. No other horses/ponies allowed.
16. **Stock type** includes, but is not limited to, Quarter Horse, Buckskin, Palomino, Paint, Appaloosa, Mustang (mares and geldings except as noted)
17. **Non-Stock type** includes, but is not limited to, Arabian, Morgan, Thoroughbred, American Saddlebred (mares and geldings), and Ponies [all breeds, 56" and under (mares and geldings)]

Halter classes:

Geldings:

- Class 1 – Stock Type Geldings (any age)
- Class 2 – Non-Stock Type Geldings (any age)

Mares:

- Class 3 – Stock Type Mares (any age)
- Class 4 – Non-Stock Type Mares (any age)

Showmanship:

- Class 5 – Showmanship, 14-18
- Class 6 – Showmanship, 10-13
- Class 7 – Showmanship, 7-9

Western Horsemanship:

- Class 8 – Western Horsemanship, 14-18
- Class 9 – Western Horsemanship, 10-13
- Class 10 – Western Horsemanship, 7-9
- Class 11 – Western Horsemanship, walk/trot, member of all ages

Western Pleasure: Exhibitor may NOT show in more than one Western Pleasure class with the same horse.)

- Class 12 – Western Pleasure, 14-18
- Class 13 – Western Pleasure, 10-13
- Class 14 – Western Pleasure, 7-9
- Class 15 – Non-Stock Type and Pony Western Pleasure, member all ages
- Class 16 – Walk-trot Western Pleasure, member all ages

English Pleasure

- Class 17 – English Pleasure, member all ages
- Class 18 – English Pleasure Walk/trot, member all ages

English Equitation

- Class 19 – English Equitation, member all ages
- Class 20 – English Equitation Walk/Trot, member all ages

Trail:

- Class 21 – Trail, 14-18
- Class 22 – Trail, 10-13
- Class 23 – Trail, 7-9
- Class 24 – Walk/Trot Trail, member all ages

Ranch Horse:

- Class 25 – Ranch Horse Trail
- Class 26 – Ranch Horse Pattern
- Class 27 – Ranch Horse Rail

Reining:

- Class 28 – Reining, 14-18
- Class 29 – Reining, 10-13
- Class 30 – Reining, 7-9

Timed Events:

- Class 31 – Poles, 14-18
- Class 32 – Poles, 10-13
- Class 33 – Poles 7-9 Class
- 34 – Barrels, 14-18 Class
- 35 – Barrels, 10-13 Class
- 36 – Barrels, 7-9 Class
- 37 – Flags, 14-18 Class
- 38 – Flags, 10-13 Class
- 39 – Flags, 7-9

HORSE SPECIAL AWARDS

Grand Champion Senior (High Point) – Bill & Mary Reece

Reserve Grand Champion Senior (High Point) – Rowland Lawn Care LLC/Greg Rowland

Grand Champion Intermediate (High Point) – EGE Products/Stefan

Reserve Grand Champion Intermediate (High Point) – Kim & Steve Edwards

Grand Champion Junior (High Point) – Lovesee's Pizza

Reserve Grand Champion Junior (High Point) - Sudduth Reality/Mark & Donna Sudduth
Champion Walk/Trot – Ralph Green Memorial
Reserve Champion Walk/Trot – Ralph Green Memorial

Department–Meat Goats

Check-in: Thursday, July 16, 6:00-8:00pm

Weigh-In: Thursday, July 16, 6:00-8:00pm

Judging: Friday, July 17, 4:00 pm

Co-Superintendents: Tara Varner and Will Johnson

Division 113 – Breeding Meat Goat Does

1. Commercial does will be shown by weight.
2. Does must be dry.
3. Champion and Reserve Champion from the Registered and Commercial classes will show for Grand and Reserve Grand Champions.

Classes:

- Class 1 – Registered Does
- Class 2 – Commercial Does

Division 114 – Market Meat Goat

1. Entries in the market meat goat class must be either wethers or does (no bucks allowed) and will be shown shorn (no more than 3/8-inch hair).
2. Market Meat Goats must weigh a minimum of 50 pounds. This division will be weighed at the fair without blankets. The classes may be divided by weight to make two or more uniform classes.
3. May be shown with or without horns.
4. Boer/Dairy cross will show in the Market Meat class. If you are showing a 100% Dairy wether, refer to the Dairy division.
5. Exhibitors are limited to a total of 2 market goats (2 market dairy OR 1 market dairy and 1 market meat OR 2 market meat goats)

Classes:

- Class 1 – Registered Market Meat Goat
- Class 2 – Crossbred Market Meat Goat

Division 115 – Meat Goat Showmanship

Classes:

- Class 1 – Senior Meat Goat Showmanship 14-18
- Class 2 – Intermediate Meat Goat Showmanship 10 -13
- Class 3 – Junior Meat Goat Showmanship 7-9

MEAT GOAT SPECIAL AWARDS

Supreme Breeding Doe – Varner Farms/Carla & Calvin Varner

Reserve Supreme Breeding Doe – Haleigh & Kimber Borg

Grand Champion Market Goat – Erin Burden

Reserve Grand Champion Market Goat – Hadley Transit

Champion Breed Market Goat – Janice Bigelow DVM & Alicia Bigelow

Reserve Champion Breed Market Goat – Ray & Kathy McClure

Champion Breed Market Goat – Cassoday Boosters 4-H Club

Reserve Champion Breed Market Goat - Cassoday Boosters 4-H Club

Champion Breed Market Goat – Dennis Ikner Memorial/Jennifer Johnson-Ikner

Reserve Champion Breed Market Goat – Cassoday Boosters 4-H Club

Grand Champion Senior Fitting & Showing – EGE Products/Stefan

Grand Champion Senior Fitting & Showing – Scholarship for 15 Credit Hours by Butler Community College

Reserve Grand Champion Senior Fitting & Showing – Ron Wescott Memorial/Charla, Garret, Alyson & Tyler
Grand Champion Intermediate Fitting & Showing – G5 Construction/Curtis & Toni Gauthier
Reserve Grand Champion Intermediate Fitting & Showing – Erin Burden
Grand Champion Junior Fitting & Showing - Janice Bigelow DVM & Alicia Bigelow
Reserve Grand Champion Junior Fitting & Showing – Benton Busy Bees 4-H Club

Department – PIGEONS

Division 116 – Pigeons

Check in: Thursday, July 16, 6:00-8:00 pm

Judging: Friday, July 17, 8:00 am



Superintendent: Lauren Roush

1. Enrollment in this project in 4-H Online is: Poultry

2. All entries must be single birds.

3. No pullorum test is required on pigeons.

4. Members may not enter more than two birds per class, regardless of breed. Each exhibitor is limited to eight birds. Youth exhibitors must be present when exhibits are judged.

5. All pigeons must be shown with a numbered band. Young birds must be shown with seamless bands or else be judged in the old class. Young birds are those born in the calendar year of the show.

6. Judging will be by comparison only using the latest standards of the National Pigeon Association.

7. A class will be offered for the following breed types: utility, fancy, and flying/performing.

Classes:

- Class 1 – Old Cock
- Class 2 – Old Hen
- Class 3 – Young Cock
- Class 4 – Young Hen

PIGEONS SPECIAL AWARDS

Grand Champion Pigeon – Countryaid Vet Service/Dr. Patrick Regier

Reserve Grand Champion Pigeon - Countryaid Vet Service/Dr. Patrick Regier

Department – POULTRY

Division 117 - Poultry

Check in: Thursday, July 16, 6:00-8:00 pm

Judging: Friday, July 17, 8:00 am



Superintendent: Lauren Roush

1. Members may not make more than one entry per class in pens of three, two entries per class in single pen breed classes, and not more than one turkey. A total of thirteen entries per member is allowed.

2. Judging of all classes, except Market Poultry, will be done on the basis of exhibition and production qualities. Members exhibiting well-developed birds of production quality will be credited for it, even if they vary slightly from standard perfection. Disqualifications will bar competition.

3. Market Poultry will be judged on meat qualities only. It is required that Poultry be banded to ensure proper identification in years where P-T testing is required for Butler County.

4. Each member should bring watering cups and feed - no flimsy cups. Coops will be supplied at the show, and club members will place their exhibits in the pen assigned.

5. All Poultry will be judged on a pen basis.

6. The exhibitor must be present when the Poultry is judged.

7. In Poultry, a young bird is a bird born in the current year.

8. Class changes may be made between young and old fowl or production and dual purpose as long as the pre-entry was made. **Class changes WILL NOT BE MADE between bantam and standards.** NO ENTRIES will be added at the fair.

Classes:

- Class 1 - Standard Breeds, Large Fowl—One young bird of either sex
- Class 2 - Standard Breeds, Large Fowl—One old bird of either sex
- Class 3 - Standard Breeds, Bantams—One young bird of either sex
- Class 4 - Standard Breeds, Bantams—One old bird of either sex
- Class 5 - Production Pullets—Pen, 3 standard-bred, crossbred, or strain cross pullets to be judged on egg production qualities only
- Class 6 - Production Hens—Pen, 3 standard-bred, crossbred, or strain cross, hens to be judged on egg production qualities only
- Class 7 - Dual-purpose pullets—Pen of 3 (Ex: Rhode Island Red, New Hampshire, Plymouth Rock, etc.)
- Class 8 - Dual-purpose hens—Pen of 3 (Ex: Rhode Island Red, New Hampshire, Plymouth Rock, etc.)
- Class 9 - Meat-Type Chickens—Pen of 3, standard-bred, crossbred, or strain cross birds of the same sex to be judged on meat production qualities only. Cornish cross/broilers 5 to 8 weeks of age. (County Competition Only)
- Class 10 - Turkeys, all breeds—1 bird of either sex
- Class 11 - Ducks, all breeds—1 bird of either sex
- Class 12 - Ducks, Call or Bantam, all breeds—1 bird of either sex
- Class 13 - Geese, all breeds—1 bird of either sex
- Class 14 - Pen of other fowl—2 birds (County Competition Only)

Division 117A Showmanship

Classes:

- Class 1 – Senior Showmanship 14-18
- Class 2 – Intermediate Showmanship 10-13
- Class 3 – Junior Showmanship 7-9

POULTRY SPECIAL AWARDS

Grand Champion Chicken – Jerry Smith

Reserve Grand Champion – Jerry Smith

Grand Champion Overall Turkey, Duck or Goose – Jerry Smith

Reserve Grand Champion Overall Turkey, Duck or Goose – Jerry Smith

Grand Champion Senior Fitting & Showing – Jerry Smith

Reserve Grand Champion Senior Fitting & Showing – Jerry Smith

Grand Champion Intermediate Fitting & Showing – Jerry Smith

Reserve Grand Champion Intermediate Fitting & Showing – Jerry Smith

Grand Champion Junior Fitting & Showing – Jerry Smith

Reserve Grand Champion Junior Fitting & Showing – Jerry Smith

Department – RABBITS

Check in: Thursday, July 16, 6:00-8:00 pm

Judging: Saturday, July 17, 8:00 pm



Superintendent: Briony Smith

1. Exhibitor **MUST** be present when rabbits are judged. Only another Butler County 4-H/FFA member may assist in getting a rabbit to and from the judging table.
2. Each exhibitor is limited to a maximum of 18 rabbits.
3. Each member will furnish his own feed and watering cup. A coop space will be provided.
4. Each rabbit entered in any class is required to have a legible permanent tattoo in the left ear; if not, entry will be eliminated. The tattoo must be healed by the time of fair.

5. Substitutions allowed in the same class and breed.
6. Any rabbit shown at the Fair must be owned and in the possession of the 4-H or FFA exhibitor before July 1 of the current year.
7. The Superintendent will have the authority to require that some rabbits be shown on a carrier show basis. This will only be asked of 4-H or FFA members with a large number of entries if coop space is not available.
8. There must be 5 rabbits shown in a breed to receive Special Awards.
9. All rabbits will be divided into age classes and judged according to their breed standard as listed in the ARBA "Standard of Perfection". Only breeds recognized by ARBA may be shown.

Age Classes:

Pre-junior:* (under 3 months): classes only available in the following breeds: Beveren, Blanc de Hotot, Californian, Champagne D'Argent, Checkered Giant, American Chinchilla, Giant Chinchilla, Cinnamon, Creme D'Argent, New Zealand, and Palomino

Juniors: (under 6 months)

Intermediate:** (6-8 months) classes only available in the following breeds: American, Giant Angora, Beveren, Blanc de Hotot, Californian, Champagne D'Argent, Checkered Giant, American Chinchilla, Giant Chinchilla, Cinnamon Crème D'Argent, Flemish Giant, English Lop, French Lop, New Zealand, Palomino, Satin, and Silver Fox

Intermediate: classes, eight months of age or over for breeds having Intermediate classes

Senior: (six months of age or over for breeds other than those listed) as having Intermediate classes

Division 118 – Rabbits

Breeding Classes - Only ARBA breeds may be exhibited.

- Class 1 - Pre-Junior Doe*
- Class 2 - Junior Doe
- Class 3 - Intermediate Doe**
- Class 4 - Senior Doe
- Class 5 - Pre-Junior Buck*
- Class 6 - Junior Buck
- Class 7 - Intermediate Buck**
- Class 8 - Senior Buck

FurClasses

Exhibitor may pick one rabbit from those exhibited, or one from a meat pen, to enter in the fur class. (Only one entry in fur class.) If the number and kinds of fur permit, the class will be broken down into white and colored fur. This decision is up to the Superintendent and will follow ARBA rules.

- Class 9 - Normal fur, White
- Class 10 - Normal fur, Colored
- Class 11 - Rex fur, White
- Class 12 - Rex fur, Colored
- Class 13 - Satin fur, White
- Class 14 - Satin fur, Colored
- Class 15 - Wool, White
- Class 16 - Wool, Colored

Be sure to thank all the businesses and individuals who sponsored the 2026 fair awards!

Meat Class

- Class 17 - Meat Class Exhibit will consist of a pen of three (3) rabbits, maximum weight - 5 1/2 pounds; minimum - 3 pounds; maximum age of 70 days each. Rabbits will be shown by breeds if numbers are sufficient to merit a class.

Weigh-In

All meat class rabbits will be weighed at the time of judging. All rabbits in the pen must be within the weight restrictions for that pen to be eligible to show for Champion. Each member is limited to exhibiting one meat pen.

Division 119 – Rabbit Showmanship

Classes:

- Class 1 – Senior Rabbit Showmanship 14-18
- Class 2 – Intermediate Rabbit Showmanship 10-13
- Class 3 – Junior Rabbit Showmanship 7-9

RABBITS SPECIAL AWARDS

Grand Champion Rabbit – Ellsworth Tibbetts Memorial/Terry & Marla Tibbetts Taylor

Reserve Grand Champion Rabbit – Sherrie Meyer

Champion Meat Pen – Tom Little Memorial/Will Johnson

Reserve Champion Meat Pen – Tom Little Memorial/Will Johnson

Grand Champion Senior Fitting & Showing – McCollom Construction, Inc.

Reserve Grand Champion Senior Fitting & Showing – Matthew & Julie Cleveland

Grand Champion Intermediate Fitting & Showing – Matthew & Julie Cleveland

Reserve Grand Champion Intermediate Fitting & Showing – Sherrie Meyer

Grand Champion Junior Fitting & Showing - McCollom Construction, Inc.

Reserve Grand Champion Junior Fitting & Showing - McCollom Construction, Inc.

Department – SHEEP

Check-in: Thursday, July 16, 6:00-8:00 pm

Weigh-In: Thursday, July 16, 6:00-8:00 pm

Judging: Friday, July 17, Begin 15 minutes after conclusion of Meat Goat Show, but not to begin before 6:30 pm.

Co-Superintendent: Will Johnson and Tara Varner

1. Allmarketlambs and Commercial Breeding Ewes will be weighed at fair without blankets.

Division 120 – Breeding Ewes

1. Registration or transfer papers for animals in the registered breeding classes must be in the name of the exhibitor by June 15. Breeding sheep may be co-owned and co-registered by two or more youth exhibitors of the same family. All breeding sheep must have an individual identification in the ear. A flock tag, registration tag, or tattoo will be accepted.
2. Commercial Ewes will be shown by weight.

Classes:

- Class 1 - Registered Ewes
- Class 2 - Commercial Ewes

Division 121 – Market Lambs

1. Market Sheep must weigh a minimum of 90 pounds with no maximum limit.
2. Entries in the Market Lamb classes must be either wethers or ewes (no rams allowed) and are to be shown in slick shorn (less than 1/4-inch growth) above the hocks.
3. No belly wool allowed.

THERE ARE LESSONS LEARNED NO MATTER THE COLOR OF THE RIBBON!

Classes:

- Class 1 – Registered Market Lamb
- Class 2 – Crossbred Market Lamb

Division 122 – Sheep Showmanship

Classes:

- Class 1 – Senior Sheep Showmanship 14-18
- Class 2 – Intermediate Sheep Showmanship 10 -13
- Class 3 – Junior Sheep Showmanship 7-9

SHEEP SPECIAL AWARDS

- Supreme Ewe – Allemand Family Farms
- Reserve Supreme Ewe – Allemand Family Farms
- Grand Champion Market Lamb – Gary & Ann Harvey and Harvey/LaRosh Show Lambs
- Reserve Grand Champion Market Lamb – Byron, Jennifer & Morgan Harvey
- Champion Breed Market Lamb – Jason Johnson Memorial/Jennifer Johnson-Ikner
- Reserve Champion Breed Market Lamb - Jason Johnson Memorial/Jennifer Johnson-Ikner
- Champion Breed Market Lamb – Hodes Veterinary Health Center
- Reserve Champion Breed Market Lamb – Malinda Thimmesch
- Champion Breed Market Lamb – Erin Burden
- Reserve Champion Breed Market Lamb – Double Ewe Farms/Curtis & Juli Willhite
- Grand Champion Senior Fitting & Showing – Kristen Harvey
- Grand Champion Senior Fitting & Showing – Scholarship for 15 credit hours by Butler Community College
- Reserve Grand Champion Fitting & Showing – Malinda Thimmesch
- Grand Champion Intermediate Fitting & Showing – Kristen Harvey
- Reserve Grand Champion Intermediate Fitting & Showing – Satchel Creek Ranch/Tiya Tonn
- Grand Champion Junior Fitting & Showing – Janice Bigelow, DVM & Alicia Bigelow
- Reserve Grand Champion Junior Fitting & Showing – Satchel Creek Ranch/Tiya Tonn

Department – Swine

Check-in: Thursday, July 16, 6:00-8:00 pm

Weigh-in: Thursday, July 16, 6:00-8:00 pm

Judging: Saturday, July 18, 8:00 am



Co-Superintendents: Theresa Toews and Mike Roths

1. Tack is to be unloaded in separate area, not in unloading area during check-in.
2. Feeding of animals in wash pens will not be allowed.

Division 123 – Breeding Gilts

1. Gilts must be born on or after December 1 of the current 4-H year.
2. All commercial gilts will show by weight
3. Pedigreed gilts must have papers in the youth exhibitor’s name by June 15.

Classes:

- Class 1 – Registered Breeding Gilt
- Class 2 – Commercial Breeding Gilt

Division 124 – Market Swine

1. Market Swine must weigh a minimum of 230 pounds.
2. Gilts and barrows may be shown in the Market Hog class. Barrows must be physically castrated to show.

Classes:

- Class 1 – Registered Market Swine
- Class 2 – Crossbred Market Swine

Division 125 – Swine Showmanship

Classes:

- Class 1 – Senior Swine Showmanship 14-18
- Class 2 – Intermediate Swine Showmanship 10-13
- Class 3 – Junior Swine Showmanship 7-9

SWINE AWARDS

Supreme Breeding Gilt – Dylan, Danielle & Blakelyn Pruter

Reserve Supreme Breeding Gilt – Jacob & Tonya Cooper

Grand Champion Market Hog – Jacob & Tonya Cooper

Reserve Grand Champion Market Hog – Scott & Michelle Chilcott

Champion Breed Market Hog – John Martin Memorial/Ruth Anne Smith

Reserve Champion Breed Market Hog – Glenwood Farms

Champion Breed Market Hog – Curtis & Myron Willhite

Reserve Champion Breed Market Hog – Mary Ann Meshew

Champion Breed Market Hog – Chris & Catina Wiebe

Reserve Champion Market Hog – Cow Tag Ranch/Kailey Brooks

Champion Breed Market Hog – Wiley & Tanna Redebaugh

Reserve Champion Breed Market Hog – Jeremy & Averie Nelson

Grand Champion Senior Fitting & Showing – Ed & Nancy Wait

Grand Champion Senior Fitting & Showing – Scholarship for 15 credit hours by Butler Community College

Reserve Grand Champion Senior Fitting & Showing – EGE Products/Stefan

Grand Champion Intermediate Fitting & Showing – Ed & Nancy Wait

Reserve Grand Champion Intermediate Fitting & Showing – El Dorado Feed & Supply/LaClef Family

Grand Champion Junior Fitting & Showing – Ed & Nancy Wait

Reserve Grand Champion Junior Fitting & Showing – Merrit Family

Department - HERDSMANSHIP

Co-Superintendents: Shelby Varner and Jeffrey Garcia

Divisions to be included: Beef, Dairy Cattle, Bucket Calves, Meat Goats, Dairy Goats, Sheep, and Swine.

Purpose: To create a positive, safe, and clean environment to display project livestock to the community when they come to view the exhibits. Judging will take place daily.

The following guidelines will be used in scoring the Herdsmanship Awards:

1. Pen/Stalls – 10 points

a. Pens/Stalls kept clean, neat, and dry. The pens/stalls should be kept clean, and the manure disposed of in a designated area. It is recommended that feed pans be removed from pens except at feeding time. Consider securing water buckets/equipment so that they do not spill and make a mess. This will help keep pens clean and dry.

b. Equipment/Feed/Tack area should be kept neat and clean.

2. Animal Displays – 10 points

a. Animals kept clean while at the fair on display.

b. Animals tied/stalled for best effect and in their stalls/pens in the barn.

c. Animals adequately bedded.

3. Aisles and Displays – 10 points

a. Aisles kept free and clean for spectators' use. The aisles should be raked to keep them clean and sprinkled, not soaked/standing water, to keep the dust settled.

b. The exhibit cards should be neatly displayed and filled out with the member's name and club. After the animals are weighed, the weight and ear tag number should be added to the exhibit card.

c. Other decorative means, such as display signs, curtains, etc., can be used. Remember – excess signs and displays may block the air flow.

d. No business advertising is permitted.

Awards – Awards will be announced prior to the Livestock Sale. A club/chapter representative will be able to pick up any prizes/awards received.

Award Sponsor: Butler Electric Cooperative, PO Box 1242, El Dorado, KS 67042

Department - ROUNDROBINSHOWMANSHIPCONTEST

(This is a qualifying division. No Pre-Entry allowed).

Contest: Sunday, July 19, 6:00 pm

Co-Superintendents: Tara Varner and Will Johnson
Assistant Superintendents: All Livestock Superintendents
Coordinating Agent/FFA Advisors: Charlene Miller &
FFA Advisors



1. The Champion and Reserve Champion Showman from the Senior and Intermediate Divisions in Beef Cattle, Sheep, Meat Goats, Dairy Goats, and Swine are eligible to compete for Grand and Reserve Grand Champion Livestock Showman.
2. Livestock judges will pick a top 5 in both the Intermediate and Senior showmanship divisions of the respective species.
 - a. If an exhibitor qualifies in Showmanship as a champion in a species and a reserve champion in another species, they will qualify for the Round Robin in the species they placed higher in.
 - b. If an exhibitor qualifies in Showmanship as a Champion in multiple species or if they qualify as a reserve champion in multiple species, they will enter the round robin competition based on the following order: Livestock Sale Order. This order will rotate yearly. Qualifying exhibitors will receive additional information.
 - c. When an exhibitor qualifies in Showmanship in multiple species and is limited to participation in only one species for the Round Robin, the open Round Robin position(s) created in the remaining species will be filled by the next highest-placing exhibitor(s) in that species.
 - d. In classes where an exhibitor qualifies in multiple species, then the third place in that respective division is eligible for round robin to fill open positions until filled by all third-place finishers. If open positions still occur, then the 4th place finishers will go into a drawing to fill the open slots, followed by the 5th place finishers.
3. Animals will be used from the top 5 winners of each age group in showmanship for each species (as long as there are enough animals). If animals are deemed to create a potential safety concern, they may be replaced in Round Robin at the discretion of the superintendents.
4. For species with limited exhibitors: Should a contestant elect not to participate in the Round Robin, it will be their responsibility to permit the use of their animal for the purpose of the Round Robin contest. In the event that there is not a contestant from each species, every effort will be made by species' superintendents to locate animals for use by the exhibitors in the Round Robin.
5. Participants will be placed in a random drawing for the animal they will show in each species, except the species he/she qualified with and chose to show in Round Robin.
6. Animals are to be clean but not fitted. This is strictly a showmanship contest.
7. Previous winners of the Grand Champion Showman award at the fair are eligible to compete.
8. In the event of a tie, the judges will break the tie at their discretion.

Age Divisions:

- Intermediate: 10-13
- Senior: 14-18

ROUND ROBIN AWARDS

Grand Champion Senior Round Robin Buckle – Erin Burden

Reserve Grand Champion Senior Round Robin Buckle – Butler County Youth Livestock Foundation

Grand Champion Intermediate Round Robin Buckle – Lyle & Cathy Shaffer

Reserve Grand Champion Intermediate Round Robin Buckle – Jeremy & Averie Nelson

4-H/FFA Static Divisions

****ALL PROJECTS REQUIRE PRE-ENTRY FOR 2026 BY JUNE 22, 2026****

****PRE-ENTRY INFORMATION WILL BE SENT OUT****

- All 4-H/FFA Static projects are to remain on the Fairgrounds until they are released.
- Static entries found to have not followed rules outlined in their section will result in one ribbon placing lowering. **Exhibitors must be present for static entry judging.**
- Once judging has concluded, the judge's decision is final.

Department – CLOTHING

Division 201 – Sewing & Textile Design

Check-in: Saturday, July 11, 7:30 am

Judging: Saturday, July 11, 9:15-9:45 am

Location: First Baptist Church, Augusta

Check in at Fair: Friday, July 17, 2:00-3:00 pm



Superintendent:

1. All Sewing & Textile Design Exhibits will be judged at Fashion Revue. Watch carefully for this date. 4-H and FFA Members, leaders, and parents are responsible for getting items there to be judged.
2. Members who wish to participate in Fashion Revue – Sewing & Textile Design Revue must pre-enter in Fashion Revue and follow that department's listed rules.
3. All work exhibited must be displayed at the current Butler County Fair and checked in at the respective time.
4. Club members may make no more than 5 entries in their age class plus 1 educational notebook.
5. Exhibits may consist of an article, garment, or outfit constructed or an educational exhibit prepared by a 4-H or FFA Member.
6. Garments may be worn before being exhibited, but if so, they must be carefully laundered or cleaned before being exhibited.
7. Labels: Must be typewritten or printed on a 3" x 2½" piece of cloth attached to the inside of the garment, the back of the neck, the center back of the waistband, or the left end of the apron band. Label must contain: Name, Class, and Club.
The exhibitor may attach any information that would be helpful for the judge to know.
8. Members can also bring a photo of themselves in the outfit for display at the fair.
9. Items may be entered in the State Fair (4-H Division Only) if the garment receives a purple ribbon. (If classes are available at State Fair and 4-H age requirement is met.)
10. Educational Exhibits will be judged with other Sewing & Textile Design entries at Fashion Revue and must be checked in and displayed with the other Clothing at the fair.
11. If you are participating in Fashion Revue Sewing & Textile Design, refer to the rules found in Fashion Revue.

Definitions:

Article—An item constructed in a clothing project, such as a backpack, laundry bag, garment bag, PJ's holder, tent, sleeping bag, cape, hat, scarf, or things suggested in the Clothing and Textiles Curriculum—could be hand or machine sewn and could include applique or machine embroidery on items they have made.

Garment—A garment can be a skirt, vest, blouse, shirt, pair of slacks, dress, coat, jumper, jump suit, etc.

Classes:

1. Class 1 - Junior Ages 7-9
2. Class 2 - Intermediate-Ages 10-13
3. Class 3 - Senior-Ages 14 and Over

4. Class 4 - Educational Exhibit- Share with others what you learned in this project. If a poster, it must not be larger than 22" high by 28" wide. It may be a notebook or other display. Take care to select durable materials that will withstand Fair Conditions. Total display space must be no more than 12" high by 12" deep and 18" long. No card table displays are allowed. Name and club must be clearly marked on the educational exhibit.
5. Class 5 - Recycled Clothing – An item made of at least 50% recycled material (recycled means reusing an existing clothing item in a new way). Could be remaking/redesigning a garment, re-purposing a clothing item for a new use, etc. Must include sewing of some kind. An index card (no larger than 4"x6") MUST accompany the entry describing the recycled materials and how

SEWING & TEXTILE DESIGN SPECIAL AWARDS

- Grand Champion Senior Construction – Malinda Thimmesch
- Reserve Grand Champion Senior Construction – Penny & Roy McNett
- Grand Champion Intermediate Construction -Penny & Roy McNett
- Reserve Grand Champion Intermediate Construction – Lori, Derek, Mia & Ian Bower
- Grand Champion Junior Construction – Penny & Roy McNett
- Reserve Grand Champion Junior Construction – Scribner Enterprises
- Champion Recycled Garment – 4-H Council
- Reserve Champion Recycled Garment – 4-H Council

FASHION REVUE EVENT

Sewing & Textile Design Fashion Revue: Saturday, July 11, 7:30 am

Shopping in Style Fashion Revue: Saturday, July 11, 8:30 am

Public Fashion Revue: Saturday, July 11, 1:30 pm

Location for Public Revue : First Baptist Church, Augusta

Check-in at Fair for Display: Fri., July 17, 2:00-3:00 pm



Co-Superintendents: Joanna Hadley, Carla Varner and Sarah Cope

1. A script-information form will be sent out following pre-entry and must be returned by the date provided on it.
2. Individual judging times will be scheduled closer to the date of event.
3. Those participating in the judging of the fashion revue must participate in the public revue.
4. The following garments modeled in Fashion Revue judging are also required to be exhibited at the Fair and checked in at their respective times: all Sewing & Textile Design garments, one (1) Shopping in Style outfit per 4-H or FFA Member, all Grand and Reserve Grand Champion outfits and all posters/ trifold displays from Classes 5-7 must be brought and displayed at Fair.

Division 202–Shopping in Style Fashion Revue

1. Contestants may enter no more than two entries per age class in classes 1-4.
2. Classes 5-7 are limited to 1 entry.
3. Garments must be purchased for the 4-H project or made by another individual for the 4-Her if the fabric and pattern were chosen by the 4-Her. Everything which is commonly considered an outer garment must be purchased by the 4-Her or constructed by another person (vest, jacket, dress, skirt, pants, coat, etc.). A sweater, blouse, or shirt can be purchased or made.
4. Contestants must bring the following to judging or they will be lowered 1 ribbon placing:
 - a) A completed Fashion Revue Evaluation Scorecard to the judging
 - b) Cost Per Wear Form
 - c) These forms can be found at: <https://www.butler.k-state.edu/4hfair/Fair%20Forms.html>
5. Cloverbuds may model 1 outfit and will participate in the Public Fashion Revue. They will have a short interview with a judge about their choice of attire.
6. Posters can be flat poster board or foam board, no larger than 22" x 28." Class 5 only
7. Tri-fold educational displays must be free standing and no larger than 36" x 48:" Class 6 & 7 broken by age.

8. Photos of 4-H member in purchased outfit must demonstrate criteria as outlined on scoresheet. Consider multiple angles, good light and highlight details so that the judge may accurately evaluate the exhibit. This applies to classes 5-7.
9. Exhibits should include actual photos of 4-H member in garments and may also include pictures from magazines or the internet. This applies to classes 5-7.
10. The top two individuals from the Intermediate and Senior classes will be eligible to compete at the Kansas State Fair.

Fashion Revue Classes:

- Class 1 – Cloverbud (participation only)
- Class 2 - Junior 7-9 - Outfit from Shopping in Style phase
- Class 3 – Intermediate 10-13 Outfit from Shopping in Style phase
- Class 4 – Senior 14-18 Outfit from Shopping in Style phase

Educational Poster/Trifold Display Classes (will be judged at Fashion Revue)

- Class 5 – Shopping in Style: Junior (ages 7-9) POSTER: (9-year old's are eligible for the Kansas State Fair) - Choose one of the following activities from Unit 1 or Unit 2 of the curriculum project manuals. Exhibit should consist of a poster that showcases:
 - a) a garment you purchased that reflects your personal style and explains how this garment reflects your style and how it influences what others think of you; **OR**
 - b) a garment you purchased and explains how your personal style either aligns or contradicts what is considered to be "in style" today; **OR**
 - c) a garment you purchased and explains or illustrates how this garment is a modern version of a fad or fashion from an earlier decade; **OR**
 - d) a garment you purchased and explains how this garment reflects a different ethnic or cultural influence; **OR**
 - e) a garment you purchased and includes a color discussion that provides an overview of how different colors complement different hair colors and skin tones and how that influenced garment selection.
- Class 6 – Shopping in Style: Intermediate (age 10-13: Kansas State Fair eligible) TRI-FOLD DISPLAY - Choose one of the following activities from Unit 3 or Unit 4 of the curriculum project manuals. Exhibit should consist of a trifold educational display that showcases:
 - a) an outfit you purchased to wear with a clothing item that was already in your wardrobe that still fit but you didn't wear anymore. Explain why the clothing item was not being worn and what you did to transform it into a wearable garment again. **OR**
 - b) a top and bottom that you purchased, as well as at least three pieces of clothing in your existing wardrobe that you can mix and match with the new items to create multiple outfits. Includes a clothing inventory and explain what you have learned by completing this activity; **OR**
 - c) an outfit you purchased and explain why you selected the garment you did, your shopping budget, and cost per wear; **OR**
 - d) an outfit you purchased and explain how advertising influences clothing purchases, making a distinction between wants and needs. Include your shopping budget and cost per wear; **OR**
 - e) an outfit you purchased along with a cost comparison between garments/accessories purchased vs. sewing/constructing the outfit. Comparison should include variety of shopping options and/or price tracking at stores over a period of time.
- Class 7 - Shopping in Style: Senior (age 14-18: Kansas State Fair eligible) TRI-FOLD DISPLAY - Choose one of the following activities from Unit 5 or Unit 6 of the curriculum project manuals. Exhibit should consist of a trifold educational display that showcases:
 - a) an outfit you purchased and care requirements not only for this garment but also for garments made of other natural and synthetic fibers. Display should also include a care cost analysis for garments of different fibers; **OR**

- b) an outfit you purchased which you have repaired or altered. Include a clothing inventory list which includes cost savings for repaired items as compared to purchasing replacement garments; **OR**
- c) an outfit you purchased along with plans and commentary for a fashion show that that would capture the attention of an audience. Plans should identify target audience, venue, theme, budget, and logistical plan for the fashion show; **OR**
- d) an outfit you purchased and explain 3 methods of clothing repair that you have learned, i.e. torn seam, torn hem, replacing a button, etc. Display should also include photos and list of your assembled clothing first aid kit. Include itemized expenses; **OR**
- e) An outfit you purchased and feature any other completed activity from the Shopping In Style curriculum of your choosing that isn't listed above.

Division 203 – Sewing & Textile Design Revue

1. The majority of the outfit must be constructed and modeled by the 4-er who made the garment/outfit. Everything which is commonly considered an outer garment must be constructed (vest, jacket, dress, skirt, pants, coats, etc.) A sweater, blouse or shirt that is not worn as an outer garment can be purchased or made.
2. Contestants may model up to 2 outfits.
3. Participant may model only what can be worn.
4. Garments cannot be carried.
5. Contestants should use good sense in choosing items that are appropriate to be modeled publicly.
6. Garments modeled in this class must also be entered in the appropriate class **Sewing & Textile Design or Fiber Arts**.
7. The top two individuals from the Intermediate and Senior classes will be eligible to compete at the Kansas State Fair.

Classes:

- Class 1 - Junior 7-9 - Outfit from Sewing & Textile Design phase
- Class 2 – Intermediate 10-13 - Outfit from Sewing & Textile Design phase
- Class 3 – Senior 14-18 - Outfit from Sewing & Textile Design phase
- Class 4 - Junior 7-9 - Outfit featuring an article from knitting or crochet project
- Class 5 - Intermediate 10-13 - Outfit featuring article from knitting or crochet project
- Class 6 - Senior 14-18 - Outfit featuring article from knitting or crochet project (County Competition Only)

Division 204–FashionRevue/VersatilityClasses

- Class 1 -Uncommon Materials Garment Fashion Revue (all ages)
 - a. Limited to one recycled garment per youth.
 - b. **County-level competition only.**
 - c. Materials used in the construction of garments should be those not commonly used to construct garments.
 - o Designers may use materials for construction (Ex. glue, tape, dyes, marker, staples, thread, zippers, elastic, wire, string, Velcro, buckram, grommets, laces, starch, paint).
 - d. Recycled fabric may **only** be used as a lining that doesn't show. The usage of new material should not overpower your total garment.
 - e. Garments must be constructed well enough to fit the model and hold together for the stage show. (Models are strongly encouraged to wear comfortable clothes underneath recycled garments.)
 - f. Originality and creativity are encouraged. Uncommon materials fashions must be made of at least 75% uncommon or repurposed materials that otherwise would be thrown away or recycled.
 - g. Please make sure that materials used in fashion pieces are safe for yourself and the public.

- h. Garment Creation/Material Suggestions:
 - o Consider how items can be cut, folded, molded, knotted, shredded, stitched, woven, or reconstructed to make an outfit or specific sections within the design.
 - o Scraps of textiles or tiles.
 - o Recyclables: paper, plastics, aluminum, steel, cardboard, magazines, books, or phone books
 - o Beverage bottle caps or six-pack rings
 - o Burlap or plastic bags
 - o Old toys or game pieces
 - o Packaging materials
 - o Found outdoor objects – pine cones, sticks, rocks, flowers, etc.
 - o Food containers (cleaned out/sanitized)
 - o Anything found from the garbage or recycling bin (cleaned/sanitized)

• **Class2 -SeniorWardrobeChallenge**

- a. Open to Senior Division age only.
- b. County Level competition only.
- c. Each participant will select 3 basic pieces- one from each of the following:
 - o Slacks, pants, or a skirt
 - o Dress shirt/blouse
 - o Jacket
- d. The goal is to create a binder to showcase the ability to use the 3 basic pieces to create 5 different outfits using a combination of the 3 pieces.
 - o Example- The jacket can be paired with the skirt and blouse, and then paired with jeans and a t-shirt.
 - o Accessories can be paired to enhance the outfit.
 - o Youth will also include a description of the outfit and where it would be worn.
 - o Youth will model one of the 5 different outfits and have an in-person interview with the judge.
- e. Each outfit will need to be photographed with the participant wearing it and displayed in the binder for judging.
- f. The fair display is required to include the notebook and 3 basic wardrobe pieces.

FASHION REVUE SPECIAL AWARDS

Grand Champion Senior Construction – Sherrie Meyer

Reserve Grand Champion Senior Construction – Penny & Roy McNett

Grand Champion Intermediate Construction – Windmill Ranch, LLC

Reserve Grand Champion Intermediate Construction – Penny & Roy McNett

Grand Champion Junior Construction – Ray & Kathy McClure

Reserve Grand Champion Junior Construction – Penny & Roy McNett

Champion Wardrobe Challenge – McCollom Construction, Inc.

Reserve Champion Wardrobe Challenge – Sunflower Homestead

Champion Uncommon Materials Challenge – Sugar Shane’s Cafe

Reserve Champion Uncommon Materials Challenge - Marketplace

Champion Shopping in Style & Sewing and Textiles Overall Educational Display – Scribner Enterprises

Reserve Shopping in Style & Sewing and Textiles Overall Educational Display – Satchel Creek Ranch

GrandChampion Senior Shopping in Style – Kim & Mike Wright

Reserve Grand Champion Senior Shopping in Style – Sudduth Realty/Mark & Donna Sudduth

GrandChampion Intermediate Shopping in Style – Sudduth Realty/Mark & Donna Sudduth

Reserve Grand Champion Intermediate Shopping in Style – Craig and Roxanne Waltman

GrandChampion Junior Shopping in Style -Travis, Corissa & Wiley Pierce

Reserve Grand Champion Junior Shopping in Style – Blackston Family, Terri, Derek, Jennifer & Evie

4-H/FFA Members – Be sure to thank those persons and individuals who supported you and encouraged you with your projects!

Department – CLUB/CHAPTER BANNERS

Division 205 – Club/Chapter Banners

****County Competition Only****

Check in: Thursday, July 16, 6:00-8:00pm

Judging: Friday, July 17, 1:00pm

Superintendent: Jennifer Ikner

1. Each club may exhibit a banner in each of the classes.
2. For the Club/Chapter Banner- each banner should illustrate any phase or project of 4-H club/chapter work. It does not need to follow the current year's fair theme. No explanation is needed.
3. For the Conservation Banner - Banner must use the theme "**Soil. Where it all Begins,**" which must appear on the banner. Clubs should attach an explanation of the theme as it relates to a club project.
4. Clubs/Chapters should avoid using copyrighted materials whenever possible by originating their work. Copyrighted and/or trademarked materials used for endorsement or promotion instead of educational purposes will be disqualified and will not be displayed or receive ribbons or premiums.
5. Dimensions are to be no less than 12 square feet and no more than 16 square feet, with no side less than 3 feet. Banners that do not meet the specified dimensions will be lowered one ribbon placing and are ineligible for overall awards.
6. Banners must be hung on a rod strong enough to support the banner. On each end of the banner rod, there should be a chain six inches long. One end of the chain should be fastened to the end of the rod. The other end should be connected to an "S" hook, which will permit the banner to be hung. Zip ties will not be accepted as a form of hanging the banners.

"2026 Theme – Soil. Where it all Begins."

Sponsored By: Butler County Conservation District

Soil. Where It All Begins, celebrates the incredible power of soil to support life in all its forms. Soil is not just the ground we walk on. It is the starting point for healthy food, clean water, thriving habitats, and resilient communities. From backyard gardens to forests and city parks, everything begins with what is beneath our feet.

Soil does a lot more than grow plants. It holds water, cycles nutrients, and provides homes for billions of living organisms that help keep nature in balance. It keeps roots in place, helps prevent flooding, and supports wildlife and people alike. The trees in our neighborhoods, the food on our tables, and the natural places we love all depend on healthy soils.

When we take care of soil, we are taking care of everything it supports. That is why soil is where it all begins.

4-H Clubs and FFA organizations participating in the Conservation Banner must:

- Follow the requirements set forth for banners in the Butler County Fair Book.
- The theme, "Soil. Where it all Begins" must be displayed on the Conservation Banner.

Butler County Conservation District will award \$100 for Grand Champion, \$80 for Reserve Grand Champion and \$60 for Blue.

For more information or questions about the theme, contact Butler County Conservation District at 316-320-3549.

7. Banners should be made of materials that permit the banner to be folded or rolled without damaging the display. 3-D objects that are attached to the front of the banner cannot exceed 3 inches.
8. Club name and 4-H year must be present in 2" letters on the banner or on a label attached to the bottom of the banner.
9. Interview judging will be offered. Club/Chapter representatives should meet at the designated judging site to participate.
10. Banner must be the current year's work. Clubs/Chapters cannot reuse banners from a previous year.

Classes:

- Class 1 - 4-H Club or FFA Chapter Banner
- Class 2 - Conservation Banner

CLUB/CHAPTER BANNERS SPECIAL AWARDS

Grand Champion Banner – Becky Rierson Memorial

Reserve Grand Champion Banner – Becky Rierson Memorial

1st Place Conservation Banner \$100 – Butler County Conservation District

2nd Place Conservation Banner \$80 – Butler County Conservation District

3rd Place Conservation Banner \$60 – Butler County Conservation District

Department – EDUCATIONAL EXHIBITS

Check in: Friday, July 17, 1:30-2:00 pm

Judging: Friday, July 17, per sign-up time in Fair Entry

Superintendent: Debora Claassen

Division 206 – Educational Exhibits

1. A 4-H or FFA member may exhibit a notebook, poster or display for any project they are enrolled in. Each exhibitor may enter one exhibit per project area. No 3-D items allowed. Check with other divisions - if a division has an educational exhibit class (for example: Foods, Clothing, Crochet/Knitting, Entomology or Horticulture) - enter within that division.
2. Notebook exhibits should be in a loose-leaf binder, and labeled with Name, Club and Project Area in the lower right corner of the front cover.
3. Poster exhibits must not be larger than 22 x 30 inches. Posters must be labeled with Name, Club or Chapter, and Project Area on the lower right-hand corner.
4. All standing tabletop displays must be the standard tri-fold board ONLY, must not exceed standard tri-fold: 3'x4' and must be labeled with Name, Club or Chapter, and Project Area in lower edge on right side.
5. Exhibits will be judged on general appearance, information, and organization.
6. 4-H and FFA members should avoid using copyrighted materials whenever possible by originating his/her work. Copyrighted and/or trademarked materials utilized in displays, posters or other activities for endorsement or promotion instead of educational purposes will be disqualified and will not be displayed or receive ribbons or premium.
7. For Shooting Sports only, Educational Display: must be the standard tri-fold board ONLY, must not exceed standard tri-fold: 3'x4'; no additional table space available for promotional brochures or display items; content not to exceed display board borders. Promotional Posters: must be flat and no larger than 22"x30"; content not to exceed display board borders. Notebooks: no larger than 8 ½" x 11". No card table exhibits allowed.
8. Exhibits may contain no "live" ammunition, propellant or explosive powders. Exhibits may contain no working firearms. Broad heads, if displayed, must have the razor edges blunted. Exhibitors must have successfully completed one of the shooting sports project basic disciplines as certified by the Shooting Sports County Project Coordinator.
9. Veterinary Science – See specific information and rules below
10. Wildlife – See specific information and rules below.

Classes:

- Class 1 - Educational Notebook
- Class 2 - Educational Poster
- Class 3 - Tabletop Display
- Class 4 - Shooting Sports Educational Display or Promotion Poster
- Class 5 – Veterinary Science Large and Small Animal Poster, Notebook, Diorama, or Display
- Class 6 - Wildlife
 - a) 6-5400 Wildlife Notebook, Poster, or Display
 - b) 6-5403 Fish Harvesting Equipment
 - c) 6-5404 Build a Fishing Rod
 - d) 6-5405 Casting Target
 - e) 6-5406 Wildlife Harvesting Equipment
 - f) 6-5407 Inventing Wildlife/Fish Harvesting Equipment, Aid or Accessory
 - g) 6-5408 Tanned Hides
 - h) 6-5409 Taxidermy
 - i) 6-5410 Wildlife Tracks
 - j) 6-5411 Wildlife Knowledge Check
 - k) 6-5412 Houses
 - l) 6-5413 Feeders/Waterers

Veterinary Science Rules

1. A Veterinary Science exhibit may consist of a poster, notebook, diorama, or project display. The exhibit may represent material from any of the Veterinary Science projects including entry level exhibits from Unit I.
2. If photographs are to be part of the exhibit, remember that they will be viewed by the public. Make sure that the photographs are in good taste and will not be offensive to anyone. Graphic photographs of excessive bleeding, trauma or painful procedures are not appropriate. For exhibits related to veterinary surgical procedures, aseptic techniques need to be shown, for example, use of drapes, use of sterile procedures, wearing of gloves and other appropriate veterinary medical practices.
3. First-Aid Kits: Because of public safety concerns and risk of theft of first-aid kit contents (veterinary drugs/equipment) with perceived potential for drug abuse, animal first aid kits containing any drugs or medications will be immediately disqualified and not displayed. First-Aid kits wishing to include medication information should instead utilize written descriptions, photographs, drawings, computer generated print-outs or empty packaging of pharmaceuticals.
4. Veterinary Science Poster – This exhibit presents the viewer with a design that is simple and direct, unlike a display that usually presents more information. A poster should not exceed 22" x 30" and may be either vertical or horizontal. Trifolds and framed posters will not be accepted as a poster entry.
5. Veterinary Science Displays - A display may include but is not limited to: a 3- dimensional exhibit, a scale model, the actual product (for example: skeleton; teeth; samples of leather, fur, or dried skin damaged by disease or parasites) or a notebook. A display is not a poster. All displays need to be on 3' X 4' trifold board or in a three-ring binder. Smaller board will not be accepted.
6. Veterinary Science Notebooks: Individual entries are to be placed for display in a three-ring notebook for competition. Notebooks may not be larger than 8 1/2' x 11".
7. Veterinary Science Diorama: A diorama is a 3-dimensional model or exhibit that depicts a scene, environment, or event, All dioramas need to be contained. The size is not to exceed 3' X 3' X 3'.
8. Butler County 4-H, Butler County Extension, and the Butler County Fair Board are not liable for the loss or damage of any personal property included as part of your poster, display, diorama, or notebook.

Name, county/chapter, age and year in project should be on the front of the poster, display, diorama, or notebook.

10. Appropriate topics include:

- Maintaining health
- Specific disease information
- Photographic display of normal and abnormal characteristics
- Animal health or safety
- Public health or safety
- Proper animal management to ensure food safety and quality
- Efficient and safe livestock working facilities
- A topic of the exhibitor's choosing related to veterinary medicine or veterinary science.

11. Because these are science displays, all references and information must be properly cited. Make sure to highlight all sources and references. Proper sources include but are not limited to: professional journals and publications, professional AVMA accredited websites, interviews with veterinarians and excerpts from Veterinary Educational Literature. Plagiarism will result in a disqualification. Please study your topic and present the information to your audience in your own words.

12. The Veterinary Science Modules are for sourcing, referencing, and learning purposes. The modules are not for project submission. Any notebooks, posters, dioramas, or displays submitted with only the Veterinary Science Modules work will be disqualified.

Wildlife Rules

1. Exhibitors must comply with state and federal laws. It is illegal to possess threatened or endangered wildlife, or the feathers, nests, or eggs of non-game birds. Game birds and game animals taken legally during an open season may be used. Every wildlife on display must have a statement about how they were obtained legally. The use of live wild animals in educational exhibits is prohibited.
2. Butler County 4-H, Butler County Extension, and the Butler County Fair Board are not responsible for damage during the exhibition period.
3. Name, county or district, age and year in project should be in a prominent location on the exhibit.
4. Wildlife exhibits that reflect harvesting of wildlife must follow National Minimum Standards and Best Practices <https://4-hshootingsports.org/wp-content/uploads/2024/01/12.13.23-Minimum-Standards-Update.pdf> and Kansas 4-H Shooting Sports Handbook https://bookstore.ksre.ksu.edu/pubs/kansas-4-h-shooting-sports-handbook_4H1101.pdf and Kansas Fish and Game laws. Exhibits outside these standards will be disqualified.
5. The exhibit size rule will be strictly enforced. Exhibits exceeding the size guidelines will be disqualified. Maximum exhibit size for all exhibits in this division is 4'X6'. Larger exhibits will be turned away.

Descriptions

- Fish Harvesting Equipment - Board exhibit. Display of equipment used in fish harvesting. Examples: fishing knots, hooks (with corks over ends for safety), lures. Label all items displayed. Include in your exhibit the following information: the purpose of each item, when or where each item is used.
- Build a Fishing Rod – A fishing rod educational exhibit may not exceed 96 inches in length. Exhibit must be mounted on a board. Include with the exhibit: Explanation of cost of materials/component and how many number of hours required for construction. Label all parts. Necessary components which must be included are grip, line guides (based on manufacturer specifications), guide wraps, and hook keeper. Reel seat needs to be aligned with guides, and guides aligned accurately down rod. Guide wraps of size A to D, nylon or silk thread. Exhibit will be judged on: workmanship, labeling of parts, information, and neatness.
- Casting Target - Make a casting target for exhibit and use. Target must be under 48" x 48". The bullseyes must be 2 feet; outer band must be 1 foot in diameter and can have up to 3

rings. The exhibit must be easy to store, durable, and weather resistant. Include the purpose and rules of using your casting target.

- Wildlife Harvesting Equipment - Board Exhibit. Display of equipment used in harvesting wildlife. Examples: expended ammunition casing (no live ammunition permitted), steel traps, hide stretchers, fleshers, etc. For displays of shotguns, rifles, or bows, use drawings or pictures. Label all items displayed: the purpose of each item, when or where it is used and personal experiences with the item.
- Inventing Wildlife/Fish Harvesting Equipment, Aid or Accessory - Use engineering principles to invent or adapt equipment that helps you harvest fish or wildlife. This could include wildlife calls, adapted fishing pole for shallow water, a blind, decoys, etc. Share your drawing (or adapted plans), how the equipment works, how you tested it and the results of testing your prototype, and any adjustments you made.
- Tanned Hides - Exhibit of a wild animal hide properly processed by the member. If not mounted, must be in a clear clothing bag with hanger. Include all field experiences, study, OR observations that relate to the exhibit.
- Taxidermy - Any legal fish, bird, or other wild animal properly processed by the member. No requirement as to mounting. Include the animal's name and the following: information about the exhibitor's personal field experiences, study, OR observations that relate to the exhibit. The exhibitor is responsible for following all laws, rules, and regulations, and when licenses, tags, etc. are required, to include those and/or the information required with the exhibit. For taxidermy, please reference hunting and furbearer laws for Kansas.
<https://ksoutdoors.gov/Hunting/Hunting-Regulations/Furbearers>
- Wildlife Tracks - Board or diorama-type box exhibit. Make a display of animal tracks using plaster-of-Paris casts. There are 3 options. For all options, include a brief description of your experiences in making the tracks so the judges better understand what you did and learned. Positive casts (impression as they would be in nature) are preferred. - Option 1 should show plaster-of-Paris tracks of five or more kinds of wildlife along with a picture or illustration of each kind of animal. (OR) - Option 2 should show two or more plaster-of-Paris tracks of one specific kind of wildlife and should include a picture or illustration of the animal, what the animal may eat, and what may eat the animal. (OR) - Option 3 should show two tracks and include the animal's habitat needs including preferred food, shelter, water, and space in addition to a picture or illustration of the animal.
- Wildlife Knowledge Check - Use electrical circuits, pictures, or other methods of teaching wildlife identification or other wildlife conservation or shooting sports related knowledge. Plan size and shape to fit transportation and display; maximum size 24 x 24 inches.
- Houses - Make a house for wildlife. Examples: bird house (bluebird, purple martin, wood duck, kestrel, barn owl, etc.) or bat house: no insect houses. Make the house functional so that dimensions, hole size etc. are appropriate to fit the intended species' needs. Include following information: 1) the kinds of animal(s) for which the house is intended, 2) where and how the house should be located for best use, 3) any seasonal maintenance needed, and 4) any evidence of your personal observations from experiences.
- Feeders/Waterers - Make a bird bath or feeder. Examples: seed, suet, or nectar feeders.
- Squirrel feeder okay, no insect feeders. Include the following information: 1) the kinds of animal(s) for which the water/feeder is intended, 2) where are how the water/feeder should be located for best use, 3) any seasonal maintenance needed, and 4) any evidence of your personal observations or experiences.

EDUCATIONAL NOTEBOOKS, POSTERS, DISPLAYS SPECIAL AWARDS

Champion Educational Notebooks, Poster or Display – Mike&Janet Roths

Reserve Champion Educational Notebooks, Poster or Display–McCollom Construction, Inc.

Champion Wildlife Display – Darren Jackson, Butler CountyCommissioner

Reserve Champion Wildlife Display – Darren Jackson, Jr./SunGroup

Champion Shooting Sports Display – Marc Murphy, ButlerCounty Commissioner

Reserve Champion Shooting Sports Display - Marc Murphy,Butler County Commissioner

Champion Vet Science Display – Hodes Veterinary HealthCenter

Reserve Champion Vet Science Display – Prairie Station VetClinic/Michelle Newbrey, DVM

Department – ENTOMOLOGY

Check in: Friday, July 17, 2:00-3:00 pm

Judging: Friday, July 17, 2:00-3:00 pm



Superintendent: Terri Blackston

1. A 4-H member may choose to exhibit in the Entomology Collection, Entomology Notebook and/or Educational Display classes in the Beginning, Intermediate or Advanced phase in which they are enrolled.
2. Resources for exhibiting can be found on the State of Kansas 4-H Website-Entomology project page: <https://www.kansas4-h.org/projects/plant-environmental-science/entomology/>
3. Identification should follow the taxonomy included in *www.bugguide.net* or the “Insects in Kansas; 2016 Revised Taxonomy” book.
4. Each exhibitor is required to identify each box by placing identification labels bearing exhibitor’s name, county or district, the class and the statement of taxonomy used:
 - a. “Insects in Kansas”
 - b. “Insects in Kansas Book: 2016 Revised Taxonomy” which follows *www.bugguide.net*.

Division 207 – Collection Classes

General Guidelines

1. All entries should be submitted in an 18 x 24 x 3.5-inch wooden display box with a clear plastic top. Boxes can be handmade or purchased, provided they are the correct size and do not have a glass top.
2. One label goes in the upper left corner of the box (inside) and the other on the lower right corner of the box (outside). Arrange specimens in the box so it can be displayed lengthwise.
3. The number of orders, specimens (and families where required) must be included on the exhibitor’s box identification label. Only one adult insect per species can be used in the Collection Boxes and Notebook Classes, unless labeled as male or female and correctly identified. Arrangement of specimens: the preferred method is to arrange the insects in groups or rows parallel to the short sides of the box. Specimens are to be arranged by order in the box, then family where required.
4. Two labels should be centered on the pin beneath each specimen. First (closest to the specimen) is the common name label, and the second label should include date/locality. Full county name and state abbreviation should be on the second label. Collector’s name (or host) on the date/locality label is optional. The specimens should be collected by the exhibitor and should focus on Kansas and neighboring states. Insects may be collected from one county into bordering states and labeled accordingly. Please refer to “Kansas 4-H Entomology: Guidelines for Collecting and Exhibiting” for full details on out-of-state insects in collections.
5. Specimens of soft bodied insects such as aphids, lice, termites, etc. should be exhibited in alcohol filled vials; however, the use of alcohol filled vials should be limited to only those specimens that lose their shape when pinned, since the vials pose a significant hazard to the rest of the collection if they become loose in transit. Purchased insects are not to be exhibited in collections, but they may be used in educational displays.
- 6.
- 7.
- 8.
9. **The following insects are listed as threatened or endangered by the Fish and Wildlife Service.** Because of this, no specimens of the below species may be caught or displayed in insect collections or educational displays. If specimens of these species are included in the collection or educational displays, it will be counted as a major violation. Any major violation of the rules will result in the exhibit being dropped one ribbon placing.
 - a. American Burying Beetle (*Nicrophorus americanus*)
 - b. Monarch Butterfly (*Danaus plexippus*)
 - c. Eastern Regal Fritillary Butterfly (*Argynnis idalia idalia* or *Speyeria idalia*)
 - d. Western Regal Fritillary Butterfly (*Argynnis idalia occidentalis* or *Speyeria occidentalis*)
 - e. Great Spangled Fritillary (*Speyeria cybele*)

10. Do not put the spindle-shaped bag of a Bagworm in your collections (as a female example of the species). These bags must be cut open to determine if the caterpillar inside is a male or female. Opening the box to confirm the ID correctness could pose a significant risk to the collection.

Classes:

- Class 1 – Introductory Division (County Competition Only) Open to first- and second-year entomology participants. Display in one standard box a minimum of 15 species. Follow general guidelines listed for collections.
- Class 2 – Beginning I Collection
Display in one standard box a minimum of 50 and maximum of 125 species representing at least 7 orders. Follow the general guidelines listed for Collections. Members can exhibit in this class a maximum of 3 years, or until they receive a purple ribbon at the Kansas State Fair, whichever comes first.
- Class 3 – Beginning II Collection
Display in one standard box a minimum of 75 and maximum of 150 species representing at least 9 orders. Follow the general guidelines listed for Collections. Members can exhibit in this class a maximum of 3 years, or until they receive a purple ribbon at the Kansas State Fair, whichever comes first.
- Class 4 – Intermediate Collection
Display a minimum of 100 and a maximum of 300 species representing at least 10 orders. Two standard boxes can be used. Follow the general guidelines listed for Collections. In addition, family identification is required for all insects in any two of the following six orders: orders of Orthoptera, Hemiptera, Odonata, Coleoptera, Diptera, and/or Hymenoptera (only two will be counted for judging). Members can exhibit in this class a maximum of 3 years.
- Class 5 – Advanced Collection
Display a minimum of 150 and a maximum of 450 species representing at least 12 orders. Three standard boxes can be used. Follow the general guidelines listed for Collections. Family identification is required for all insects belonging to the six basic orders as outlined under the Intermediate phase. Only families in the above six orders will be counted for judging. Family identification of insects in the remaining orders is optional, but desirable as long as accuracy is maintained. All butterflies appearing in the collection should be labeled with the correct common name. On a piece of paper list what you did to improve your collection during the current year (See state site for more information). Members may continue to exhibit in this class at the Kansas State Fair for an unrestricted number of years as long as they remain eligible for 4-H membership.

Division 208 – Notebook Classes

General Guidelines (For additional information, please check the state website listed above.)

1. Individual entries are to be placed for display in a three-ring notebook for competition. For the Intermediate and Advanced levels, two notebooks may be used. A Title Page must be placed in the front of the second notebook.
2. Identification should follow the taxonomy included as listed in Rule #5 in General rules above.
3. Each exhibitor is required to identify the notebook by placing a Title Page in the front of the notebook bearing the exhibitor's name, county or district and class. The number of orders, specimens and families (required in Intermediate and Advanced classes) must also be included on the Title Page.
4. Species pages should be grouped according to order and should include one page per species.
5. Date, common name, full county name, state abbreviation and collector name should be included for each species.
6. If picture is taken on different dates/localities include information for both. A statement describing the host plant/habitat should be included.
7. A divider page is to be placed in front of each order of insects with the order name printed on the tab for the page and also on the front of the divider page.
8. For the Intermediate and Advanced classes, insects are also to be grouped by family behind each order divider.

9. List on a sheet of paper how many years you have been in this division of the project and what you did this year to improve your project if you have been in for more than one year. Place the paper just behind the Title Page in the front of your notebook. A special project must be completed each year and included in the notebook. See project guideline materials for specifications.

Classes:

- Class 1 – Introductory Notebook
Display a minimum of 10 and a maximum of 30 insect species representing at least six different orders. Follow the general guidelines listed for Notebooks. A 4-Her may exhibit in this class for a maximum of two years.
- Class 2 – Beginning Notebook
Display a minimum of 30 and a maximum of 60 insect species representing at least seven different orders. Follow the general guidelines listed for all Notebooks. A 4-Her may exhibit in this class for a maximum of three years.
- Class 3 – Intermediate Notebook
Display a minimum of 60 and a maximum of 100 species representing at least nine orders. Follow the general guidelines listed for Notebooks. Pictures in any two of the following six orders should be identified as family: Orthoptera, Hemiptera, Odonata Coleoptera, Diptera, and/or Hymenoptera. A 4-Her may exhibit in this class for a maximum of three years.
- Class 4 – Advanced Notebook
Display a minimum of 100 and a maximum of 200 species representing at least twelve orders. Follow the general rules listed for Notebooks. In addition, family identification is required for all insects in the following six orders: Orthoptera, Hemiptera, Odonata, Coleoptera, Diptera, and Hymenoptera. Family identification in the remaining orders is optional, but desirable as long as accuracy is maintained. Members may continue to exhibit in this class for an unrestricted number of years as long as they remain eligible for 4-H membership.

Division 209 – Educational Display Classes

General Guidelines (For additional information, please check the state website listed above.)

1. Share with others what you learned in this project. Exhibit any activity or learning experience related to the field of entomology or the Teaming with Insects curriculum that does not fit into Entomology Collection or notebook classes above. Follow copyright laws.
2. The exhibit may be, but isn't limited to, original works, digital presentations (must provide printed hardcopy for exhibit purposes for duration of state fair), programs, websites, games, apps, display box, notebook, display or poster which you have made.
3. If the exhibit is a wooden display box, it must be 18 X24 X 3.5 inches with a clear plastic top (such as plexiglass) and displayed horizontally. If the exhibit is a poster, it must not be larger than 22" X 28". If the exhibit is a display, maximum size is not to exceed a standard commercial 3' X 4' tri-fold display board. Trifold boards are encouraged.
4. Name and county/chapter must clearly be marked on educational exhibits.
5. Displays should include only work performed during the current year.
6. Creativity is encouraged!

Classes:

- Class 1 – Beginning Educational Display
This class is for individuals that are exhibiting in the Beginning I and II Collection or Beginning Notebook Classes. If only exhibiting in this category, then ages 9-12. Follow the general rules listed for the Educational Displays.
- Class 2 – Intermediate Educational Display
Class for individuals that are exhibiting in the Intermediate Collection or Intermediate Notebook Classes. If only exhibiting in this category, then ages 11-14. Follow the general rules listed for the Educational Displays.

- Class 3 – Advanced Educational Display
Class for individuals that are exhibiting in the Advanced Collection or Advanced Notebook Classes. If only exhibiting in this category, then ages 13 or older. Follow the general rules listed for the Educational Displays

SPECIAL AWARDS ENTOMOLOGY

Grand Champion Entomology – Blackston Family/Terri, Derek & Jennifer

Reserve Grand Champion Entomology – Sudduth Realty/Mark & Donna Sudduth

Department – FIBER ARTS

1. To exhibit, 4-H members must be enrolled in Fiber Arts in Butler County.
2. Identification Label:
 - a. Type or print on 3" x 2 ½ " piece of cloth: name, class number, and club. The Extension Office has labels available.
 - b. Sew or safety-pin this ID label on the corner of flat articles.
 - c. For garments, attach ID label to the front left shoulder seam, or left side of waistband, as if you were wearing the garment.
3. The exhibitor may attach a 4" x 6" card with any information on what parts of the exhibit they made, processes used, or other information which the exhibitor thinks would be helpful for the judge. For all items, please indicate if item was made from a kit.

Division 210 – General Fiber Arts

: July 18, Noon

~~Sign-up~~ July 18, Sign-up time in Fair Entry



Superintendent: Joanna Hadley

1. Each 4-H or FFA member will be allowed a total of 6 entries.
2. Articles cannot be used during the Fashion Revue.
3. When articles which are normally worn together are exhibited, both articles must be shown together. Fasten articles together securely with safety pin.
4. All exhibits which need to be hung should have the appropriate saw tooth hanger, rod, wire, or other mechanism attached in order to be properly displayed. The saw tooth hangers must be screwed or nailed in. Exhibit will not be displayed if the necessary hardware is not attached.
5. By definition fiber arts are:
 - a. Needle Arts: an article created by hand using any of the following techniques: 1) embroidery and cross-stitch; 2) needlepoint; 3) candle wicking; 4) crewel; 5) lacework; and/or 6) applique.
 - b. Patchwork or Quilted Article: It is an acceptable practice for the exhibitor to create the patchwork or quilted article and have someone else quilt it. Indicate quilter's name.
 - c. Rug Making: acceptable techniques include braiding, latch hook, tying, floor cloth, etc. The finished product should be an item that would be an item used in the home.
 - d. Spinning: a skein - minimum 10 yards in length.
 - e. Weaving: Members should attach information about the type of loom or process used.
 - f. Ethnic Arts: This is defined as a Fiber Art technique that is associated with a specific country or culture. It is a practical skill that was developed to provide basic family needs such as apparel, home furnishings or decorations. It is also defined as a method that has been maintained throughout history and passed on to others, often by observation and by example, such as batik, Swedish tuck towel weaving, mud cloth, bobbin weaving, tatting, etc. Members should attach information on the history of the ethnic fiber art, where it was used, by whom, how it was used, short description of the technique, etc. Macramé: an article.
6. Tied blankets and pillows are not considered Fiber Arts. Enter in Visual Arts: General Arts & Crafts Division.

Classes:

- Class 1 – Junior – ages 7-9

- Class 2 – Intermediate – ages 10-13
- Class 3 – Senior – ages 14 and over

GENERAL FIBER ARTS SPECIAL AWARDS

Grand Champion – Ron Wescott Memorial/Charla, Garret, Alyson & Tyler
Reserve Grand Champion - John Hetherington Family

Division211 – Crochet

Check in: Saturday, July 18, Noon

Judging: Saturday, July 18, sign-up time in Fair Entry



Co-Superintendents: Theresa Toews and Debora Claassen

1. Club/Chapter members may make **ONLY FOUR** entries, one of which may be an educational notebook.
2. Members who wish to participate in Fashion Revue by modeling an item they made must pre-enter in the Fashion Revue Division

Classes:

- Class 1 - Article, first year crochet only
- Class 2 - Article, 7-9 years of age
- Class 3 - Article, 10-13 years of age
- Class 4 - Article, 14-18 years of age
- Class 5 - Educational Notebook

FIBERARTS - CROCHET/KNITTINGSPECIALAWARDS

Grand Champion Crocheting & Knitting – Branch Creek Farms/Jeff & Theresa Toews
Reserve Grand Champion Crocheting & Knitting – Sudduth Realty/Mark & Donna Sudduth

Division212 - Knitting

Check in: Saturday, July 18, Noon

Judging: Saturday, July 18, sign-up time in Fair Entry

Co-Superintendents: Theresa Toews and Debora Claassen

1. Club/Chapter members may make **ONLY FOUR** entries, one of which may be an educational notebook.
2. When articles which are normally worn as pairs are exhibited, both articles must be shown together. Fasten articles together securely with yarn.
3. Special consideration will be given to articles which are of original design. Such articles should have a note attached explaining the original design.
4. Members who wish to participate in Fashion Revue by modeling an item they made must pre-enter in the Fashion Revue Division.

Classes:

- Class 1 - Article, for first year knitters only
- Class 2 - Article, 7-9 years of age
- Class 3 - Article, 10-13 years of age
- Class 4 - Article, 14 years of age and older
- Class 5 - Machine-knitted article, all ages
- Class 6 - Loom-knitted article, all ages
- Class 7 - Educational Notebook

FIBERARTS - CROCHET/KNITTINGSPECIALAWARDS

Grand Champion Crocheting & Knitting – Branch Creek Farms/Jeff & Theresa Toews
Reserve Grand Champion Crocheting & Knitting – Sudduth Realty/Mark & Donna Sudduth

Department – FOODS

Check-in: Friday, July 17, 9:00 am

Judging: Friday, July 17, Sign-up time for Fair Entry



Co-Superintendents: Connie Chilcott & Courtney Jackson

Division 213 – Foods and Nutrition

1. For food safety purposes, any food with custard and dairy-based fillings and frostings (example cream cheese), raw eggs, flavored oils, "canned" bread or bread or cakes in a jar, cut fresh fruit (including strawberry pies) any food requiring refrigeration (example bacon) or unbaked exhibit with raw flour, **WILL BE DISQUALIFIED AND NOT JUDGED**. Refer to *K-State Extension Publication MF3544 Food Safety of Frostings and Fillings* <https://bookstore.ksre.ksu.edu/pubs/MF3544.pdf> for assistance in developing fillings and frostings that meet food safety guidelines.
 - a. Page 4 of this publication offers a list of SEVERAL UNACCEPTABLE examples of dairy-based fillings and frostings (ONE example: cream cheese) AS WELL AS OTHER INGREDIENTS that are NOT acceptable for entry in the Butler County Fair or the Kansas State Fair due to food safety issues. Consider using vegetable shortening in frostings. Using these guidelines, if a food entry is determined unsafe to consume, it will be disqualified and will be sent home without being judged.
 - b. Additional reference: K-State Extension publication 4H488, "Judges Guide for Foods and Nutrition Exhibits." <https://bookstore.ksre.ksu.edu/pubs/4h488.pdf>
2. For food safety purposes, any entries with frostings and fillings must calculate the amount of sugar in the frosting/filling recipe only. Calculation must be attached to entry, or the placing will be lowered one ribbon when judged. Frosting and fillings need to contain more than 65% sugar for safety. Examples on how to calculate this percentage are included in the publication located at: <https://bookstore.ksre.ksu.edu/pubs/MF3544.pdf>.
3. Alcohol is not allowed as an ingredient in food entries. Entries with alcohol in the recipe will be disqualified and not be judged.
4. All baked goods including loaf breads, layer cakes, cobblers, crumb cakes, etc. must be left whole and uncut. Pies must be in a disposable pie pan. Any baked product that can be removed from the pan should be placed on a plate, covered cardboard or disposable container. Other exhibits should be in food grade plastic bags, disposable plastic containers or boxes.
5. Snack mixes, such as trail mix or caramel corn, must be in full snack bag.
6. All unfrosted cakes should be exhibited in an upright position with crust showing. The exception is for those cakes made with special designs such as Bundt cakes. They should have top crust side down.
 7. Small items, such as cookies and rolls, should be the same shape and from the same recipe.
7. Exhibit 3 cookies, 3 muffins, 3 bread sticks, etc. At your discretion, you may exhibit muffins or cupcakes in paper liners.
 8. Complete recipes are REQUIRED for all food product exhibits including decorated cakes; otherwise, the ribbon will be lowered one placing.
 9. Label must be attached to the item and must provide the description of the product (i.e. chocolate cake, spice Bundt cake, chocolate chip sugar-free cookies, etc.) The exhibitor may attach any additional information which the exhibitor thinks would be helpful for the judge to know.
10. Under baked entries will be lowered one or more ribbon placings.
 - a. Suggested Resource: *When are Baked Goods Done?*
11. It is optional for the 4-Her to sell their food at the 4-H FOOD AUCTION. (Cookie Jars must sell.)
12. Recipes and instructions in the 4-H Food project are ONLY guidelines. Comparable recipes from other sources may be used.
13. Members are limited to a total of six (6) food exhibits.
14. Cake mixes can be used for Junior age group or as a starting point for Intermediate and Senior age group, including decorated cakes.
15. The judge will cut into each product in order for it to be judged.

Classes:

- Class 1 - Junior - ages 7-9
- Class 2 - Intermediate - ages 10 to 13
- Class 3 - Senior - ages 14-18
- Class 6 - Modified Recipe
Modified recipe is one that has been modified from the original recipe to nutritionally enhance the food product. Attach one 8 ½ x 11-inch paper (front and back) that includes original recipe, modified recipe, and narrative to describe modifications made. Information may include why modifications were made, and lessons learned such as nutritive value, or changes in appearance, doneness, aroma, flavor, tenderness and/or texture. (Example: a standard blueberry muffin recipe that is modified to make it gluten free.)
Suggested resources: Altering Recipes for Good Health Texas A&M University
<http://gillespie.agrilife.org/files/2013/02/Altering-Recipes-for-Good-Health.pdf>
- Class 7 - Educational Exhibit
Exhibits may be in the form of a poster, notebook or display. Follow copyright laws and take care to select materials that will withstand the fair conditions. No card table displays are allowed. If the exhibit is a poster, it must not be larger than 22" x 28". Displays are not to exceed a standard commercial 3' x 4' tri-fold display board. Name and club must be clearly marked on educational exhibits. NOTE: A collection of your favorite recipes in a recipe box or notebook does not constitute an educational exhibit. (Judged with the Foods Judging).
Class 8 - 1 Decorated Cake – whole cake not a cupcake (County Competition Only)
- Class 9 - Food Gift Package
 - a. No alcoholic beverages will be accepted. No alcohol should be included as an ingredient in food entries. Entries with alcohol in the recipe will be disqualified and not be judged.
 - b. A food gift package must contain at least 3 different non-perishable homemade food items (prepared for human consumption), made by the 4-Her, in a suitable container no larger than 18" x 18" x 18. All items in the gift basket must be non-perishable and if they have frosting or glaze, you must include the sugar percentage worksheet.
 - o Prepared food items must have recipes attached with the entry. Additional homemade or purchased food items beyond the 3 minimum may also be included in the gift package. Home canned foods must follow Food Preservation rules and recipes. Canning jars should not be used.
 - c. No fireworks or knives will be allowed.
 - d. On a recipe card, answer these questions:
 - o What is the intended use?
 - o What food safety precautions were taken during and after preparation?
 - e. Any brand-name products in the basket must have the labels covered. Do not cellophane wrap your baskets.
- Class 10 - Cookie Jar Theme is **"250th Celebration of America"**
 - a. Prepare assorted homemade cookies in a gallon-sized, clear glass, WIDE mouth jar.
 - b. For food safety purposes, any food with custard and dairy based fillings and frostings (example cream cheese), raw eggs, flavored oils, "canned" bread or bread or cakes in a jar, cut fresh fruit or any food requiring refrigeration (example bacon) CANNOT BE EXHIBITED OR ENTERED. Refer to K-State Extension publication 4H488, May 2012, "Judges Guide for Foods and Nutrition Exhibits". If it is determined that the food may not be safe to consume, it will be sent home without being judged.
 - c. Each cookie should be wrapped separately in clear plastic wrap.

- d. Jar should contain not less than three (3) kinds and no more than five (5) kinds of cookies. Use whatever quantity cookies needed to fill jar completely. (For example: 3 of 1 kind, 6 of another kind and 5 of another kind, etc. or 6 of each kind).
 - e. Jar attractively decorated and cookies must be visible—will count 25% of score.
 - f. Bring 1 cookie of each kind individually wrapped in clear plastic wrap and identified, so that judge may taste the cookie when judging. Put these in a flat box. (These will not be returned.)
 - g. All Cookie Jars will be donated to the Butler County 4-H Council. The winning cookie jar will be presented by the exhibitor to the 4-H Volunteer(s) of the Year recognized prior to the Premium Auction. All other Cookie Jars will be auctioned during the 4-H Food Auction.
 - h. Winners must have received a purple ribbon to be eligible for Champions or Reserve Champions.
- Class 1 - Dessert Imposters

Mom has always said don't play with your food! But in this class, we are encouraging you to play with your food! Dessert Imposters are "fake-out" foods that are made of dessert recipes, but look like savory foods like hamburgers, pizza or pasta! So, get creative and do your best to "fake-out" our judges!

 - a. Dessert Imposters entries must follow outlined safety requirements from the Foods and Nutrition division.
 - b. Entries should be presented on/in an appropriate display container.
 - c. Entries must use a minimum of 2 different dessert recipes to create the final product.
 - d. Recipes used for the desserts must be attached to the entry along with a list of any other embellishments or additions to the overall display.
 - e. All ingredients/toppings must be edible.
 - f. Overall score will be based off of taste and overall appearance as an imposter dish.

4-H FOOD AUCTION

Time: Friday, July 17, 6:00PM



Location: South Room of the 4-H Community Building
 Co-Superintendents: Dereck Chilcott, Sarah Cope and Amy Cordell

SALE OF FOOD PRODUCTS

At the discretion of the 4-Her, all cookies, brownies, cakes, cupcakes, pies, food preservation, loaf quick breads, yeast breads, etc. may be placed in the Food Auction. Gluten-free, sugar-free and dairy-free items may be available in the sale. White ribbon/disqualified items cannot be sold in the food auction.

Proceeds of the Food Auction go to 4-H Council to support Butler County 4-H Activities.

FOODS AND NUTRITION SPECIAL AWARDS

Grand Champion Senior Foods – Carolyn & Bronson Webb

Grand Champion Senior Foods – Scholarship for 15 credit hours by Butler Community College

Reserve Grand Champion Senior Foods – Branch Creek Farms/Jeff & Theresa Toews

Grand Champion Intermediate Foods – Cabin Pie Company
 Reserve Grand Champion Intermediate Foods – Satchel Creek Ranch/Tiya Tonn
 Grand Champion Junior Foods – Mickie Scribner Memorial/Scribner Family
 Reserve Grand Champion Junior Foods – Kim & Mike Wright
 Champion Decorated Cake – Deer Creek/Ron Williamson
 Reserve Champion Decorated Cake – Della Cooper
 Champion Food Imposter – 4-H Council
 Reserve Champion Food Imposter – 4-H Council
 Champion Food Package – Sudduth Reality/Mark & Donna Sudduth
 Reserve Champion Food Package – Cabin Pie Company
 Champion Cookie Jar – Deer Creek/Ron Williamson
 Reserve Champion Cookie Jar – Deer Creek/Ron Williamson
 Champion Food Educational Display – Smoothie King/Beth Wittenberg
 Reserve Champion Food Educational Display – Sherrie Meyer
 Champion Modified Foods – Purple Hearts 4-H Club
 Reserve Champion Modified Foods – Sherrie Meyer

Division 214 – Food Preservation

Check-in

Friday, July 17, 9:00am

Judging: Friday, July 17. Sign-up in Fair Entry

Co-Superintendents: Connie Chilcott & Courtney Jackson



1. All exhibits must have been preserved since August 1 of the previous calendar year.
2. Recipes and processing methods from the sources below are required. Recipes must be from current, tested resources listed below AND MUST BE ADJUSTED FOR ELEVATION based on your processing location or it will be disqualified. Processing methods that will be disqualified include: open kettle canning, oven canning, sun canning and using electric multi-cookers. Untested recipes will be disqualified for food safety reasons.

Tested Resources include:

- K-State Extension Food Preservation publications
- Other University Extension Food Preservation publications
- USDA Complete Guide to Home Canning, @2015
- So Easy to Preserve, 6th edition, The University of Georgia Cooperative Extension Service
- Ball® Blue Book Guide to Preserving, Edition 38
- Ball® Complete Book of Home Preserving, @2024
- Canning mixes (i.e. Mrs. Wage’s, Ball®)
- Pectin manufacturers (i.e. SureJell, Ball®)
- KSE Rapid Response Center Preservation Recipes
- National Center for Home Food Preservation

Refer to the following K-State Extension publications for more information:

- 4H712, Food Safety Recommendations for Food Preservation Exhibits
 a. (<http://www.ksre.ksu.edu/bookstore/pubs/4H712.pdf>)
- MF3170 “10 Tips for Safe Home-Canned Food
 a. (<http://www.ksre.ksu.edu/bookstore/pubs/MF3170.pdf>)
- MF3171 “Sassy Safe Salsa at Home”
 a. (<http://www.ksre.ksu.edu/bookstore/pubs/MF3171.pdf>)
- MF3172 “What’s Your Elevation?”
 a. (<https://bookstore.ksre.ksu.edu/pubs/MF3172.pdf>)
- MF3241 “How to Guide to Water Bath Canning and Steam Canning
 a. (https://bookstore.ksre.ksu.edu/item/how-to-guide-to-water-bath-canning-and-steam-canning_MF3241)
- MF3242 “How to Guide to Pressure Canning
 a. (https://bookstore.ksre.ksu.edu/item/how-to-guide-to-pressure-canning_MF3242)

1. NO PROVISION will be made for Frozen Food Exhibits.
2. Hole punch the entry card and use a rubber band to attach the entry card and recipe around the top of the jar.
3. Each exhibit must have a complete recipe and instructions attached with entry card which includes: Exhibitor's Name, source of recipe and page number, date of publication, and altitude where food was processed. If using Mrs. Wages or Ball® mixes, indicate the date the mix was purchased.
4. Labels: Each container exhibited must be labeled. Labels are available at the County Extension Office. Label must include the name, club, class number, product, canning method used (water bath, weighted gauge or dial gauge pressure method, date processed including month and year, process time, amount of pressure (psi), and elevation where preserved. Label must not cover jar brand.
No fancy packs unless recipe states to do so (example: Pickled Asparagus).
5. Failure to add the recipe card or information requested above may be lowered 1 ribbon placing
6. or disqualified.
7. Exhibits must be heat processed in non-decorated, clean standard canning jars with **new** matching brand two-piece lids. This includes fermented foods. Do not use the colored jars. Do not add fancy padded lids, fabric over wraps or cozies as they interfere with the judging process. Do not reuse jars from commercial food products (ex., spaghetti sauce jars). Jelly must be in 4-oz. jars, 1/2-pint (8-oz.), 12-oz. or pint jars (16.), and salsa in pint jars. All other products must be in pint, 24-ounce or quart jars. Use pint jar canning process recommendations for 12-ounce jars and use quart jar process recommendations for 24-ounce jars. Sealing rings must be removable and jars clean and free from rust.
For food safety reasons, the size of jars used must not be larger than the jar size stated in the recipe.
8. The exhibitor may attach any information which the exhibitor thinks would be helpful for the judge to know.
- 9.
10. Entries with alcohol in the recipe will be disqualified and not be judged.
11. There are no safe recommendations to can white peaches or elderberries.
12. Food Preservation exhibits may sell in the FOOD AUCTION but are not required to do so. All Food Preservation exhibits not selling in the Food Auction will be displayed during the fair.
13. Members are limited to a total of FIVE entries in this division. Foods entered in the Foods & Nutrition Division do not count in Food Preservation entries.

Classes:

- Class 1 – Sweet Spreads – 1 Jar
- Class 2 – Fruits, juices, fruit mixtures – 1 jar
- Class 3 – Low acid vegetables – 1 jar
- Class 4 – Pickles, fermented foods, relishes, & chutney–1 jar
- Class 5 – Tomato-tomato products, tomato juice, tomato salsa–1 jar
- Class 6 – Canned meats
- Class 7 – Dried Foods

Dried products must include the recipe, preparation steps, and heating instructions. If dried food product is not in a canning jar, it will be lowered one ribbon rating. Suggested amount: 1/3 to ½ cup or three or four pieces per exhibit. All meat jerky **MUST** be cooked to 160 degrees F before drying. This is not the drying temperature! Jerky not heated to an internal temperature of 160 degrees F will be disqualified and not judged. For recommendations see “Dry Meat Safely at Home” (<http://www.ksre.ksu.edu/bookstore/pubs/MF3173.pdf>).

FOOD PRESERVATION SPECIAL AWARDS

Grand Champion – Connie Chilcott

Grand Champion Cash Award \$20 – Garden Gate Garden Club of Butler County

Reserve Grand Champion – Chilcott Grandkids

Reserve Grand Champion Cash Award \$10 – Garden Gate Garden Club of Butler County

Department – GEOLOGY & LAPIDARY

Check in: Friday, July 17, 2:00-3:00 pm

Judging: Friday, July 17, 2:00-3:00 pm



Superintendent: Terri Blackston

1. Exhibit boxes should be 18" x 24" x 3½". Plexiglass covers are required. Boxes with glass covers will NOT be accepted. All specimens are to be arranged across the narrow (18") dimension of the exhibit box, making the exhibit 18" across the top and 24" deep. If a box has a sliding plexiglass cover, it must be removable from the top. Screws, locks or other devices that would prevent judges from removing cover should not be used.
2. Each entry is to be identified by a label bearing name county, entry is to be identified by a label bearing name, county, and number of specimens in the upper left corner of the box (inside-use clear double-sided tape to adhere gummed labels), and by attaching a label with the same information on the lower right corner of the box (outside).
3. Specimens should be labeled with the number of the specimen, date collected, specimen name or description, and locality (county) where collected.
4. For classes in the Geology division, specimens should be mounted in the box by proper groups: rocks, minerals, fossils. Fossils must be identified to the Phylum, Class, and Genus level (if possible, or part if Genus cannot be determined). The Genus specimen name is to begin with a capital letter, and the whole specimen's name must be either italicized or underlined, not both. Species name is not required; however, if a species name is used, it must be all lowercase and either italicized or underlined, not both. The words "Phylum, Class, Genus" on labels are to be spelled out, not abbreviated. More than one specimen of the same kind of rock or mineral or species of a fossil may be exhibited if this duplication represents different geological formations. Specimen label must show this distinction (Fort Hays limestone, not just limestone; exact species must have different formation names listed on the I.D. card; Composite Brachiopod from Morrill Limestone not just Brachiopod or Composita Brachipod).
5. All specimens must be collected from locations in Kansas for classes in the Geology division. Out-of-state specimens will not be counted in the minimum number for the class, nor will they be considered in the judging.
6. Exhibitor may enter in both Geology and Lapidary Classes. Exhibitors may make only one geology *display* entry. Exhibitor may also make an education exhibit, mineralogy display, fossils, and enter in one or more of the lapidary classes.

Division 215 - Geology

Classes:

- Class 1 - Display at least 15 rocks, minerals, and fossils collected during the current 4-H year. Limited to one exhibited box 18" x 24" x 3½" with plexiglass. Only those exhibiting at County Fair for the first time may enter this class.
- Class 2 - Display at least 30 different rocks, minerals, and fossils, at least 5 of each. Fifteen must be collected during the current 4-H year. Limited to one exhibit box, 18" x 24" x 3½" with plexiglass cover. This class is open to those exhibiting either first or second time at County Fair.
- Class 3 - Display at least 45 rocks, minerals, and fossils, at least 5 of each. Fifteen must be collected during the current 4-H year. Exhibit limited to two boxes. List as igneous, metamorphic or sedimentary. These rock types must be spelled out on labels or have a legible key. This class is open to those exhibiting either the third or fourth time at County Fair.
- Class 4 - Display at least 60 rocks, minerals, or fossils, at least 5 of each. Fifteen must be collected during the current 4-H year. Exhibit limited to two boxes. List as igneous, metamorphic or sedimentary. These rock types must be spelled out on labels

or have a legible key. This class is open to those exhibiting the fifth time or more at the County Fair.

- Class 5 – Educational exhibit relating to everyday living; or to a mineral test, a rock formation, geological history, species of fossil, forms of one mineral, a variation of one kind of rock, archeological artifacts, or Indian artifacts.
Exhibit limited to 4 feet of the table space or to no more than two exhibit boxes. Care should be taken to use durable materials that will withstand County Fair conditions.
- Class 6 – Mineralogy Display a minimum of 15 mineral specimens collected in Kansas, at least 5 of which have been collected during the current 4-H year.
The minerals are to be grouped by mineral class (i.e. Carbonates, Oxides, Silicates) and at least 3 classes must be represented. The member must use one standard display box. The specimens must be labeled with the number of the specimen, date collected, name of specimen, county where collected, and chemical composition (i.e. CaCo₃ for calcite), if known.
- Class 7 – Fossils – Display a minimum of 15 Fossil specimens collected by the participant in Kansas, at least 5 of which have been collected during the current 4-H year. The Fossils are to be grouped by phylum and class, and at least three phyla must be represented (Brachiopoda, Chordata, Mollusca, etc.). The member must be one standard display box.

Division 216 – Lapidary

Classes:

- Class 1 - Display at least 5 varieties of polished (tumbled) specimens and 5 varieties of unpolished specimens that have not yet received lapidary treatment.
These do not have to be an example of “before and after”, nor do they have to be self-collected. Locales must be identified. Only those exhibiting lapidaries at the State Fair for the first time may exhibit in this class.
- Class 2 - Exhibit at least 6 gemstones and minerals that have received lapidary treatment.
Lapidary treatment may consist of tumbling, polishing, and end or face or flat lapping. Specimens must represent at least 3 different gemstones and minerals and include at least 3 cabochons of any size or shape. Three of the specimens must be mounted. Label specimens as appropriate including locality (state) where originated.
- Class 3 - Display before-and-after examples of at least 3 varieties of specimens, at least 2 tumble-polished and 2 unpolished of each.
There is no requirement that the 4-H'er collect any of these. Locales must be identified. Lapidary work should be done during the current 4-H year.

GEOLOGY SPECIAL AWARDS

Grand Champion – Blackston Family/Terri, Derek & Jennifer

Reserve Grand Champion – Matthew & Julie Cleveland

Department – PHOTOGRAPHY

Division 217 – PHOTOGRAPHY

Check-in: Friday, July 17, 10:00 am

Judging: Friday, July 17 sign-up time in Fair Entry

Superintendent: Carrie Claassen

Assistant Superintendent:



“Smile”

1. Each exhibitor can have no more than 5 entries in classes 1 through 8, 11 & 12 plus no more than 1 entry each in classes 9 & 10.
2. All exhibits must have been taken or made by the 4-H member since August 1 of the previous calendar year.
3. ALL exhibits will be checked for proper size mounting with a template at a later time. Any photography not mounted properly will be lowered by 1 ribbon.
4. All photographs submitted in classes requiring a single, vertical or horizontal 8" x 10" print are to be mounted across the narrow 11" dimension of an 11" x 12.5" sheet of white studio mount with the top edge of the print 1" below the top of the mount board and with the sides of the print equal distance from the two sides of the mount board. (White studio mount is available at the Butler County Extension Office along with more detailed instructions for mounting.) Remove all borders. A permanent mount must be made using a photographic adhesive spray. All photos must be no larger than 8" x 10" and no smaller than 7" x 9".
No lettering or imprinted date is permitted on the mount or on the photo. No underlays or borders are to be used. Photo will be lowered one ribbon placing for either lettering or imprinted data
Each exhibitor's name and club should be written on the back of the mount. 4-H entry cards should be attached with masking tape to the lower left edge of the mount board.
To protect exhibits from dust and moisture, it is required that mounted photographs are placed in plastic sleeves available at the Butler County Extension Office. No Ziploc bags allowed. DO NOT SEAL SLEEVES.
Photos with live subject(s) on railroad right-of-way or taken from railroad right-of-way property will not be judged or displayed.
Photographs taken with a digital camera and having no more adjustments than exposure, color intensity or correction, one click filter effects, red eye removal, cropping, dodging and burning, and HDR (high dynamic range). Please note: AI (artificial intelligence) modified images are not allowed.
- 5.
- 6.
- 7.
- 8.
- 9.
10. The black and white class is for black and white prints only. Monochromatic prints, including sepia prints are considered color photos and must be entered in the appropriate age color photo class.
11. Appropriate photo subject matter is expected to follow 4-H standards. For a sense of prohibited subject matter, review the Kansas Code of Conduct; if it is not allowable at a 4-H event, it is not allowable as a photograph at the County or State Fair.
12. Copyright protections must be observed.
13. To enter Class 9, exhibitor must bring 1 mounted photo and another 8 x 10 photo (same photo but not mounted). The additional photo must be labeled with exhibitor's name and club on the back. This additional photo must be in a manila envelope which must be labeled with the name and club. By entering in Class 9, the exhibitor gives the Butler County Administration permission to use the photos on its website, financial reports, etc. See Special Awards for prizes.
14. All photos should be removed from the sleeves prior to judging. Photos will be replaced in the sleeves at the conclusion of judging.
15. Butler County Conservation Districts 4-H/FFA Conservation Photo Contest. Enter in Class 10.
 - Subject matter must be CONSERVATION PRACTICES within Butler County: Examples include (Contour Farming, No-Till Farming, Terraces, Cover Crops; Field Borders (brome or native grass), Grass Waterways, Livestock Management Practices such as manure storage and runoff control, Riparian Buffers (trees or grass), Pollinator Habitat (vegetation used by bees and other pollinators). NOTE: Pictures of honeybees/hives are NOT eligible as they are not a conservation practice.
 - All photos must be surrendered to the Butler County Conservation District immediately at the conclusion of the Fair. The winning photo will be entered into the Kansas Association of Conservation Districts photo contest. The 4-H/FFA member and parent will be required to sign a release form for the KACD; the Extension Agent will collect these photos at the conclusion of fair.
 - Photos must be taken during the current 4-H/FFA year. Minor digital enhancements for cropping, red eye removal, filters and corrective functions are permitted; however, images

that have been altered in any significant manner will be disqualified. Previously published photos may not be entered.

- Photo entry must also include:
 - A typed brief description of the photo, date and location taken, name, age and the words "BUTLER COUNTY". This information must be included in the sleeve with the photo. You will also be required to provide your address to the Bu. Co. Conservation District.
 - A photo release form must be printed from the following website and included in the sleeve with your photo when submitted at Fair check-in: <https://www.butler.k-state.edu/4hfair/>.
- You must follow the same mounting rules for this class as the 4-H/FFA classes, with the exception that all photos must be 8x10.

Classes: NOTE: Overall Grand and Reserve Grand are selected from Champions of Classes 1-8.

- Class 1 - Color photograph, 1st year in the project
- Class 2 - Color photograph 2 to 3 years in the project
- Class 3 - Color photograph 4 or more years in the project
- Class 4 - Black and white photograph, 1st year in the project
- Class 5 - Black and white photograph 2 to 3 years in the project
- Class 6 - Black and white photograph 4 years or more in the project
- Class 7 - Action or Motion Photo – this photo shows action, motion or movement
- Class 8 - Digital Composite Image
Photo must be created from 2 or more originals taken by the exhibitor. Exhibitor must include a second 11 x 12 1/2 matte board mounted with standard size prints of the original photos, 3 x 5 card(s) explaining what manipulation was done and a standard size print of the final photo. Optional, may include prints of editing steps. Photos showing editing steps may be layered. Place both matte boards in the same protective plastic sleeve. See rule #11 for definition.
- Class 9 - Single Photo promoting Butler County (nature, places, way of life). See Rule #13)
- Class 10 – Conservation Photo – Single Photo for Butler County Competition only. See conservation photo guidelines rule #15.
- Class 11 – Growth Portfolio Class
 - a. Member must have been enrolled in Photography project for five (5) years or more.
 - b. Exhibit will consist of 5 (five) photos - one from each of the past 5 years of enrollment. Each photo must have been created in a different year and must be labeled with year taken and which year of enrollment it represents.
 - c. Photos must be 8" x 10" and may be color or black and white.
 - d. An information sheet must accompany each photo giving brand and model of camera used to create the photo. The settings for focal length, aperture, mode, and shutter speed must also be listed. Skill set used to create the photo must be given and explained. Main goal for each year should be listed. The form for this information is available on our website as a form fillable document and is required. <https://www.kansas4-h.org/projects/communication-and-expressive-arts/docs/photography/Growth%20Portfolio%20Summary%20Sheet.pdf>. A short introduction of the photographer should be placed in the first page. This introduction should tell why the member enrolled in the photography project and why they have continued to enroll. Exhibitor could also tell of a fun event photographer, a learning experience that taught them new skills, or other related learning.
 - e. Beginning with photo two (2), member description of GROWTH in project skill must be included on information sheet.
 - f. Exhibit will consist of introductory page, skill sheet, and photo from each year in chronological order of enrollment, and arranged in a portfolio book, Skills sheet will go in left hand page and unmounted photos in right hand page.
 - g.

- Class 12 – Career Portfolio Class
 - a. Member must have been enrolled in Photography for five (5) or more years OR member must be ages 15 -19 and been enrolled in photography for at least two (2) years.
 - b. Exhibit will consist of ten (10) 8 x 10 photos showing skill development in one of the following photography areas: Portraiture, Special Effects (not done with computer), Landscape, Photo Journalism, Black and White, Nature/Wildlife, or Graphic Design (computer skills with photos). All photos must be the result of the current 4-H enrollment year.
Photos may be color except if Black and White option is chosen.
 - c. An information sheet must accompany each photo giving brand and model of camera used to create the photo. The settings for focal length, aperture, mode, and shutter speed must also be listed. The form is available on our website and is required. <https://www.kansas4-h.org/projects/communication-and-expressive-arts/docs/photography/Career%20Portfolio%20Summary%20Sheet.pdf>
 - d. ~~A one-page summary should accompany the portfolio listing the goal for pursuing this area of photography and what skills were learned while doing so. Mentors should be acknowledged. Career exploration can also be described.~~
Exhibit will be presented in a notebook designed for portfolio review with pages for required information from #4 and #5.
 - e. this area of photography and what skills were learned while doing so. Mentors should be acknowledged. Career exploration can also be described.
 - f. Exhibit will be presented in a notebook designed for portfolio review with pages for required information from #4 and #5.

PHOTOGRAPHY SPECIAL AWARDS

Grand Champion Photography – Daniel Persons Memorial/Steve & Pam Persons
 Grand Champion Senior Photography Scholarship for 15 credit hours by Butler Community College
 Reserve Grand Champion - Daniel Persons Memorial/Steve & Pam Persons
 Champion Black & White 1st year – Erica & Evan Schluntz
 Reserve Champion Black & White 1st year – Brenton Family
 Champion Black & White 2-3 years – Ed & Linda Hepburn
 Reserve Black & White 2-3 years – Sherrie Meyer
 Champion Black & White 4 or more years -Purple Heart 4-H Club
 Reserve Champion Black & White 4 or more years – Benton Busy Bees 4-H Club
 Champion Color 1st year – M & J’s Coffee House
 Reserve Color 1st year – Carrie & Gary Claassen
 Champion Color 2-3 years – Donn & Sandy Parr
 Reserve Champion Color 2-3 years – Walnut River Farms/Trena Cabrales & Jeffrey Garcia
 Champion Color 4 or more years – Sherrie Meyer
 Reserve Champion Color 4 or more years – Tim Schneider
 Champion Action – Donn & Sandy Parr
 Reserve Champion Action – Tim Schneider
 Champion Conservation – Kim Edwards
 Champion Conservation Cash Award \$75 – Butler County Conservation District
 Reserve Champion Conservation – Happy Hound Pet Grooming LLC
 Champion Growth Portfolio – Kim Edwards
 Champion Career Portfolio – Matthew & Julie Cleveland
 Champion Color Photo Promoting Butler County – Cassoday Boosters 4-H Club
 Champion Color Photo Promoting Butler County Cash Award \$75 – Butler County Administration/Will Johnson
 Reserve Champion Color Photo Promoting Butler County – Becky Knoll Memorial/Flint Hills 4-H Club
 Reserve Champion Color Photo Promoting Butler County Cash Award \$50 – Butler County Administration/Will Johnson

Department – HORTICULTURE AND LANDSCAPE DESIGN

Check-in: Friday, July 17, 1:00-3:00 pm

Judging: Friday, July 17, 1:00-3:00 pm sign-up time in Fair Entry

Co-Superintendents: Tresa Garcia and Trena Cabrales



Division 218 – Floriculture

1. Any plants found to have insects will be disqualified and sent home.
2. Club members may make TWO (2) ENTRIES in each class with no more than eight (8) total per exhibitor.
3. Interview judging will be done.
4. All materials (flowers) should be grown and collected rather than purchased, except for Class 8. In Classes 6, 7 and 9, the exhibitor must own these plants by May 1.
5. Class 9 (Miniature/Fairy/Container Garden) must include the following: a minimum of 2 live plants, a label attached with the names of all the plants in the display and any lights or moving figures should be battery operated. Container gardens are not required to contain figurines; they may be plants only.
Refer to KSE publication 4H826 – *Preparing Cut Flowers for Exhibit*:
https://bookstore.ksre.ksu.edu/pubs/preparing-cut-flowers-for-exhibit_4H826.pdf.
- 6.

Classes:

- Class 1 - Single Cut Flower (Annual or Perennial) specimen exhibited without foliage in plain container. (No glass soda bottles.) Flowers in this class must have been grown by the exhibitor.
- Class 2 - Flower arrangements (not foliage plant)-consideration given to quality, arrangement and choice of container
- Class 3 - Dried flower arrangement (not foliage plant)
- Class 4 - Arrangement using wildflowers
- Class 5 - Arrangement in novelty container
- Class 6 - Potted Foliage Plants (such as philodendrons)
- Class 7 - Cacti and other succulents
- Class 8 - Arrangement using silk flowers
- Class 9 – Miniature/Fairy/Container Garden

PLANTSCIENCE - FLORICULTURE SPECIAL AWARDS

Grand Champion – Bloom, Inc./Janet Poston-Harding

Grand Champion Cash Award \$20 – Garden Gate Garden Club of Butler County

Reserve Champion – Bloom Inc./Janet Poston-Harding

Reserve Champion Cash Award \$10 – Garden Gate Garden Club of Butler County

Division 219 - Horticulture

1. Products exhibited must have been grown in current year by club members exhibiting.
2. Club/chapter members may make only one entry for each kind of fruit or vegetable up to 12 entries.
3. See Educational Notebooks, Posters and Displays for information regarding Class 10.
4. Refer to KSE publication C405 – *Exhibiting Fruits and Vegetables*:
https://bookstore.ksre.ksu.edu/pubs/exhibiting-fruits-and-vegetables_C405.pdf.

Classes:

- Class 1 - Small vegetable (plate of 12)
Example: green snap beans, yellow wax beans, cherry tomatoes, other small vegetables
- Class 2 - Medium vegetable (plate of 5)
Example: cucumbers, tomatoes, beets, white onions, yellow onions, red onions, bell peppers, other peppers, radishes, okra, parsnips, turnips, sweet potatoes, red potatoes, white or Russet potatoes, carrots, miniature pumpkins, decorative gourds, garlic, other medium vegetables
- Class 3 - Large vegetable (plate of 1)
Example: watermelon, summer squash, winter squash, large type pumpkin, eggplant, cabbage, cantaloupe, other large vegetables
- Class 4 - Best Garden Exhibit
Each exhibitor will be limited to a space 3'x3' in which to exhibit products of club member's own garden. Products from the garden which have been canned may be

included in the exhibit. Not over 50% of the exhibit shall consist of canned vegetables. Potatoes may be included. (County Competition Only)

- Class 5 - Garden Display of 5 different fresh vegetables and/or fruits. Each exhibitor is limited to 4 square feet of display space. Canned vegetables are not acceptable. Only one variety of each type of vegetable or fruit may be exhibited. The number of the five vegetables to be exhibited are as follows: large vegetables (watermelon, cabbage, etc.) - 1 each; medium vegetables or fruits (cucumbers, carrots, onions, apples, etc.) - 5 each; small vegetables or fruits (green beans, berries, etc.) - 12 each; tree fruits (apples, pears, peaches, or similar sized fruits) – 5 each; grapes – 2 bunches.
- Class 6 - Fresh Culinary Herbs
6 stems of ONE VARIETY of fresh herbs exhibited in a disposable container of water. Dried herbs are not accepted. Examples include parsley, basil, dill, etc.
- Class 7 - Small Fruits (½ pint box)
Ex. Strawberries, blackberries, raspberries, or other similar sized fruits. (If other, please include name of fruit on entry).
- Class 8 - Tree Fruits (plate of 5)
Ex. Apples, pears, peaches, or similar sized fruits.
- Class 9 - Grapes, plate of 2 bunches
- Class 10 - Horticulture Notebook

PLANTSCIENCE - HORTICULTURE SPECIAL AWARDS

Grand Champion – Sherrie Meyer

Grand Champion Cash Award \$20 – Garden Gate Garden Club of Butler County

Reserve Grand Champion – Sherrie Meyer

Reserve Grand Champion Cash Award \$10 - Garden Gate Garden Club of Butler County

Largest Pumpkin Cash Award \$50 – Walter’s Pumpkin Patch/Carroll & Becky Walters

Department – PUBLIC PRESENTATIONS

Division 220 – Public Presentations

Check-in: Monday, July 10, 1:00 pm

Judging: Monday, July 10, 1:00 pm

Superintendent:

1. A 4-H or FFA member may make no more than one entry in each class.
2. The schedule for all presentations will be emailed to participants prior to Fair.
3. Tables and easels will be provided.
4. The presentation should be of sufficient length to cover the topic adequately. Maximum and minimum times are as follows:
 - a. Project Talks: 3-7 minutes (Junior and Intermediate only, including Team Presentations)
 - b. Illustrated Talks: Up to 10 minutes (Junior and Intermediate); up to 15 minutes (Senior)
 - c. Demonstrations: Up to 10 minutes (Junior and Intermediate); up to 15 minutes (Senior)
 - d. Poetry or Prose: Up to 5 minutes
5. A demonstration shows a step-by-step procedure and explains why each step is essential to develop a particular skill or task. An illustrated talk incorporates the use of visual aids (posters, technology supplies, equipment, etc.) that describe the process of the topic being discussed. A project talk should tell about a specific project and the experience in the project. Visuals may be used.
6. Poetry or Prose should be a piece of literature, either Dramatic, Interpretative, Humorous, or other type of reading that follows the 4-H Code of Conduct (pieces should be edited for appropriate language and content if necessary). The participant may read from a script or have the piece memorized. The title and author of the selection should be noted within the presentation.

7. 4-H members 9 years of age or older receiving a purple ribbon are eligible to enter the State Fair. Poetry and Prose are exhibition only at the State Fair and will not be evaluated.

Classes:

- Class 1 – Project Talks
- Class 2 – Illustrated Talks
- Class 3 – Demonstrations
- Class 4 – Team Presentation
- Class 5 – Poetry or Prose

PUBLIC PRESENTATION AWARDS

Grand Champion – Blackston Family/Terri, Derek & Jennifer
Reserve Grand Champion – Erin Burden

Department – ENGINEERING & TECHNOLOGY

Check in: Saturday, July 18, 1:00-2:00 pm

Judging: Saturday, July 18, sign-up time in Fair Entry

Co-Superintendents: Corissa Pierce and Tom Gresham

Division 221 – Ag Mechanics Welding

: Saturday, July 18, 1:00-2:00pm

Check in: Saturday, July 18, sign-up time in Fair Entry

Corissa Pierce and Tom Gresham

Co-Superintendents:

1. Each exhibit may enter one exhibit per class. Exhibits must have been constructed or repaired during the current 4-H year. Those exhibits earning a purple ribbon will be eligible for the Kansas State Fair.
2. Wheeled exhibits must utilize a braking mechanism which prevents the exhibit from freely rolling while on display.
3. Exhibitors are responsible for providing sufficient braking or "chocks" for trailer or wheeled exhibits to ensure that the exhibits do not move once positioned. If using a wheel "chocking" mechanism, the two individual blocks should be connected together as a pair of chocks, so they do not become separated. At least one pair of chocks should be placed on each side of the trailer to prevent movement.
4. For trailer exhibits the tongue of the trailer should be equipped with a locking mechanism (e.g. padlock) to prevent the trailer from being moved by unauthorized individuals while on display. A key for the locking mechanism should be left with the superintendent and labeled with the exhibitor's name, county, and phone number.
5. Each exhibit must be free-standing or sufficiently supported by an exhibitor supplied support system that is moveable and is part of the total dimensions and weight of the exhibit. Exhibit boards should have a portable and moveable base. No exhibits may be staked to the ground for display.
6. Top-heavy items should be braced or placed in stands sufficient to prevent them from toppling over while on display.
7. No sealed vessels are allowed. All vessels must be properly vented, for example, a water tank with a fill cap, or a drilled hole for empty chamber that slows pressure to equalize. Exhibits not properly vented will be disqualified.
8. Tanks are to be triplerinsed, dried, and free of all liquid residue.
9. As exhibitors build their exhibits, appropriate PPE (Personal Protection Equipment) is required.
10. Painting or spot painting is not allowed on projects after arrival on fairgrounds. If wet paint is detected by judges or superintendents one ribbon placing will be deducted.
11. Repair projects having adequate original finish need not be repainted.

12. Cutting surfaces, such as blades, are to have a protective covering over them to prevent injury. The covering should be easily removed and reinstalled for judging. Foam “pool noodles” and multiple layers of cardboard are acceptable.
13. Display cases for small exhibits are acceptable and must be easily opened so the item can be removed and examined as part of judging.
14. Exhibits that include weaponry of any kind will be disqualified. Weaponry is defined as any instrument, possession, or creation, physical and/or electrical that is intended to be used to inflict damage and/or harm to individuals, animal life, and/or property.
15. Trailers may be displayed outside.
16. If the exhibit is powered by flammable liquids (gas, propane, kerosene, etc.) the fuel tank and fuel system should be drained and allowed to dry, to avoid spills and potential fires.
17. Electric powered (battery, corded, solar, or alternative energy) exhibits should have a primary shutoff or disconnect switch.
18. If a safety violation is noted by the judges, superintendent, or other staff, the exhibitor’s exhibit, at the judges’ discretion, will receive a deduction in ribbon placement or a participation ribbon.
19. The exhibitor’s name(s) and county or district must be tagged or labeled in a prominent location on the display.
20. Each exhibit must include an Ag Mechanics information packet. Entry of just a packet without an accompanying exhibit is not a sufficient exhibit.
21. Each exhibitor is required to complete the “4-H Ag Mechanics Welding Exhibit Information Form” which is available at the Extension office or at <https://welding.engtech4ks.com/>. This form must be attached to the outside of a 10” x 13” manila envelope. Do not tie the envelope to the exhibit. All revisions of all forms previously released for the STEM division dated prior to current year are void for use and new forms must be obtained and used that are dated by the State 4-H Office for the current year.
22. Each exhibit information packet should include the following items:
 - a. Bill of materials for the project with associated costs shall be provided, scrap items used may be listed as having a \$0.00 cost.
 - b. 1 to 5 pages of photos showing work on the exhibit, preferably from a beginning state to final or completed state.
 - c. If appropriate, schematics or working drawings relating to the creation or repair, this is not required for display boards.
 - d. If appropriate, operating instructions.

Classes

Introductory – Level 1 (about 1 - 3 years’ experience). This level is designed for youth with little to no exposure in the project area so that they can gain an understanding of basic principles and methods in the given area.

- 5550 Welding Display Board. A 3’ x 3’ display board with different pieces of metal attached illustrating different types of welds, each weld being labeled.
- 5551 Level 1 Welding Ag Repair. Repair of ag equipment with welding.
- 5552 Level 1 Welding Ag Fabrication. Creation of new ag equipment with welding.
- 5553 Level 1 Welding General Repair. Repair of non-ag equipment with welding.
- 5554 Level 1 Welding General Fabrication. Creation of non-ag equipment with welding.
- 5555 Level 1 Welding Artistic Fabrication. Creation of artistic or interpretive pieces with welding.
- 5556 Level 1 Other Metalwork
- 5558 Smithing Display Board. A 3’ x 3’ display board with different pieces of forged metal attached illustrating different forms, each form being labeled.
- 5559 Level 1 Smithing. A design forged with at least one formed element (twists or spirals for example).

Experienced – Level 2 (about 4 - 6 years’ experience) This level is designed for youth with some experience in the project area allowing them to expand on common principles and methods in the given area.

- 5560 Level 2 Welding Ag Repair. Repair of ag equipment with welding.
- 5561 Level 2 Welding Ag Fabrication. Creation of new ag equipment with welding.
- 5562 Level 2 Welding General Repair. Repair of non-ag equipment with welding.
- 5563 Level 2 Welding General Fabrication. Creation of non-ag equipment with welding.
- 5564 Level 2 Welding Artistic Fabrication. Creation of artistic or interpretive pieces with welding.
- 5565 Level 2 Other Metalwork
- 5567 Level 2 Smithing. A design forged with at least two different formed elements (twists and spirals for example).

AG MECHANICS SPECIAL AWARDS

Champion Overall Ag Mechanics – Gravity Works

Reserve Champion Overall Ag Mechanics – Matthew & Julie Cleveland

Division 222 – Building Block Engineering

Check in: Saturday, July 18, 1:00-2:00 pm

Judging: Saturday, July 18, sign-up time in Fair Entry

Co-Superintendents: Corissa Pierce and Tom Gresham

1. Each exhibitor may enter one exhibit. Exhibits must have been constructed during the current 4-H year. The exhibit must have been selected at the county level for entry at the State Fair and received a purple. No more than 4 entries from our County may be entered in the Kansas State Fair. The Extension Office will notify those four exhibitors that are selected to exhibit at the Kansas State Fair.
2. Total exhibit dimensions may not exceed 2 feet high, by 2 feet wide, by 2 feet deep. The minimum exhibit dimensions must be at least 6 inches wide and deep.
3. All exhibits should be placed in a sturdy see through enclosure with a top, bottom, and 4 sides. A clear tub turned upside down with the exhibit placed on the lid would be an acceptable enclosure. It may be desirable to place a cutting board or other hard surface between the lid and base plate of the exhibit to make it sturdy. This is to keep exhibit components from being “scattered to parts unknown” at the fair. The outer dimensions of the enclosure do not count towards the total exhibit dimensions but should not be excessive.
 - a. Cases are to be removable and should not be bolted down, glued, or sealed in any way that prevents judges from touching the actual display. (Locking handles and snap shut lids are fine.)
4. All components used in construction should be dust and hair free, clean, free of chips, scuffs, or cracks. Gaps or cracks should not be visible between assembled blocks unless they fit with the story, for example an earthquake.
5. The primary building component should be interlocking blocks, commonly referred to by the brand name of Lego®
6. Other components can be integrated into dioramas to illustrate architectural aspects that may be difficult to convey with traditional interlocking blocks, for example marbles for small round objects.
7. The use of existing “store bought” sets for major architectural elements of the display is not allowed, use of figurines from sets is allowed as are using individual bricks to create something different than the architectural component of the set it came from. “Store bought” sets should be considered an arts and crafts entry. The intent of this is to ensure fairness among exhibitors and encourage maximum creativity instead of just following a set of plans. All dioramas should have a story, which is part of the information pack, that describes what is happening in the diorama; this can be as simple (the nursery rhyme “Jack and Jill” for example) or complex as needed to explain to someone looking at the exhibit what is happening.
8. Dioramas should be suitably complex and have multiple elements. They can be buildings (inside/outside), natural spaces, imaginative/fictional areas, compartments of vehicles, logic
- 9.

puzzles, about anything you can think of that's not a picture or artwork. For example, a camp site that has a log cabin, a tree fort, and a car.

10. Weapons are not prohibited in dioramas. Scenes depicting battles, as you would find in museums, are acceptable exhibits. However, blood and "gore" are not to be added and will result in a ribbon placement deduction.
11. Architectural components should have a consistent look, walls and roofs that have with no pattern or consistency will be deducted one ribbon placing
12. Mechanical enhancements or motion elements that add motion to the diorama are acceptable and encouraged. If used, judges should be able to use them, and instructions should be provided for operation. For example, merry-go-rounds, doors, elevators, gears, marbles going down a channel, flapping wings, animatronics, etc. If included judges should be able to use them and instructions should be provided for operations either in the story or on a separate page.
13. Artistic designs, for example recreating paintings like the "Mona Lisa" or "Stary Nights" and structures like "David" are not permitted as exhibits and one ribbon placing should be deducted. These exhibits should be displayed in Visual Arts.
14. The exhibitor's name(s) and county or district must be tagged or labeled in a prominent location on the display, additionally; the display case should have the exhibitor's information attached to it as well, as the top part of the case may be separated from the display
15. Each exhibit information packet should include the following items:
 - a. 1 to 5 pages of photos showing work on the exhibit, preferably from a beginning state to final or completed state, these help in determining where a part might go in case something comes loose.
 - b. If appropriate operating instructions for mechanical portions of the diorama.
16. Each exhibitor is required to complete the "4-H Building Block Engineering Exhibit Information Form" which is available through your local K-State Extension office or at <http://blocks.engtech4ks.com/>. This form must be attached to the outside of a 10" x 13" manila envelope. Do not tie the envelope to the exhibit. All revisions of forms previously released for the STEM division, dated prior to the current year are void for use and new forms must be used that are dated by the Kansas State 4-H Office for the current year.
17. Each exhibit information packet should include the following items:
 - a. 1 to 5 pages of photos showing work on the exhibit, preferably from a beginning state to final or completed state. Final pictures help in determining where a part might go in case something comes loose.
 - b. If appropriate operating instructions for mechanical portions of the diorama.

Classes:

- Class 1 – Junior 7–9 years old
Interlocking brick diorama built from scratch
- Class 2 – Intermediate 11–13 years old
Interlocking brick diorama built from scratch
- Class 3 – Senior – 14–18 years old
Advanced interlocking brick diorama built from scratch

BUILDING BLOCKS SPECIAL AWARDS

Champion Overall Building Blocks – McCollom Construction, Inc.
Reserve Champion Overall Building Blocks – Gravity Works

Division 223 – Electric & Renewable Energy

Check in: Saturday, July 18, 1:00-2:00 pm

Judging: Saturday, July 18, sign-up time in Fair Entry

Co-Superintendents: Corissa Pierce and Tom Gresham

1. Each exhibitor may enter no more than threemitems.

2. Each Electric & Renewable Energy Exhibit must include a “4-H Electric & Renewable Energy Information Form” which is available at <http://electric.engtech4ks.com/>. This form must be attached to the outside of a 10” x 13” manila envelope. You must also include a wiring diagram or schematic. Place them inside the manila envelope. A sheet of operating instructions must be furnished and included in the manila envelope for any exhibit that is not self-explanatory.
3. For notebooks, posters, and display boards, please refer to that division for instructions on labeling exhibits for display.
4. Items that have been in use should be cleaned for exhibit.
5. All electrical exhibits’ wiring and connections must be accessible for examination by the judges. Sealed exhibits that cannot be opened for inspection are not acceptable.
6. Lithium batteries must be accessible or removable in exhibits for safety purposes. The exhibit cannot contain a locked compartment housing for a lithium battery.
7. The National Electric Code (NEC) will apply for judging.
8. All exhibits must be operable.
9. No hand-dipped solder may be used on exhibits.
10. Articles that have been in use should be cleaned for exhibit.
11. Exhibits may consist of any of the following:
 - a. AC projects such as household wiring, indoor lighting, outdoor wiring, shop lighting, extension cords, and trouble lights. Projects may be a restoration or original construction. The project must be operational and meet minimum safety standards. AC projects must be 110/120 V, no 240 V exhibits are allowed, and must be constructed such that the judges have wiring access to examine the quality and safety of workmanship.
 - b. DC demonstration projects, motors, fans, heaters, blowers. Electric projects with a battery or direct current power source. This class includes electric kits or original projects. All DC projects must include batteries supplied by the 4-H/FFA member. Projects must be constructed such that the judges have access to examine the quality of wiring workmanship.
 - c. Electronic kits or original projects. Electronic projects with a battery or direct current power source. Examples include radios, telephones, toy robots, light meters, security systems, etc. May be constructed using printed circuit board, wire wrap, or breadboard techniques. Must include plans for kits or original project. Judge should have access to examine the quality of wiring. Projects must be constructed such that the judges have access to examine the quality of wiring workmanship.
 - d. Educational Displays and Exhibits: The purpose of the educational display and exhibit is to educate the viewer about a specific area of the 4-H electrical or electronics project. The display or exhibit should illustrate one basic idea. This class includes any educational displays, exhibits or science fair type projects which DO NOT have a power source, i.e. exhibits, posters or displays of wire types, conduit types, electrical safety, tool or motor parts identification or electrical terminology. Educational displays and exhibits must be legible from a distance of four feet, using a maximum tri-fold size of 3’ x 4.
 - e. Alternative Energy (a source of energy derived from a natural source, such as the sun, geothermal, wind, tides or waves). All exhibits in this division are limited in size to standard, tri-fold, display boards (36” X 48”) and items may not extend beyond 12” from the back board. All displays must be self-standing.

Classes:

- Class 1 – Junior– ages 7-9
- Class 2 – Intermediate – ages 10-13
- Class 3 – Senior – ages 14-18

ELECTRIC & RENEWABLE SPECIAL AWARDS

Champion Overall Electric & Renewable – Happy Hound Pet Grooming

Reserve Champion Overall Electric & Renewable – Augusta Tire & Lube, LLC

THANK YOU TO THE PARENTS AND FAMILIES FOR THEIR SUPPORT AND ENCOURAGEMENT FOR ALL THE 4-H/FFA MEMBERS.

Division 224 – Robotics

Check in: Saturday, July 18, 1:00-2:00 pm

Judging: Saturday, July 18, sign-up time in Fair Entry



Co-Superintendents: Corissa Pierce and Tom Gresham

1. Each exhibitor may enter three robots constructed during the current year. Only one robot may be entered in each class.
2. Each entry must be accompanied by a card containing member's name, club, and number of years in the robotics project.
3. Each exhibitor is required to complete the "4-H Robotics Exhibit Information Form" which is available at <https://www.kansas4-h.org/events-activities/fairs/kansas-state-fair> or by going to <http://robotics.engtech4ks.com/>. This form must be attached to the outside of a 10" x 13" manila envelope. All revisions of all forms previously released for the STEM division either undated or dated prior to current year are void for use and new forms must be obtained and used that are dated by the State 4-H Office for the current year.
The exhibit must include written instructions for operation (Instructions should be written in clear, simple, step-by-step language so that someone with no prior experience could successfully operate the robot), construction plans, and one to three pages of project photographs. For robots that can be programmed, robot programming information must be included, this information should be placed inside the 10" x 13" manila envelope mentioned above. Robot programming information can be, but not limited to, source code, block diagrams, screen captures of the coding window, and other images that show the programming logic used. The exhibitor may enter their electronic project listed under the energy management program if the exhibitor chooses.
Each robot must be free-standing, without the need for additional supports in order to be moved or exhibited. Each exhibit must include a robot; information packets are not a sufficient exhibit. In judging entries, the display method will NOT be considered. Judging will be based on the operation and the explanations of the functions of the robot.
4. Robots must have automated (electric, pneumatic, hydraulic, etc.) articulated structures (arms, wheels, grippers, etc.). Game consoles that display on a screen are not considered robots and should be entered in the electronics or renewable energy divisions. Robots requiring no assembly, just programming, such as Ozobots, are considered computer system projects as the skill is focused on the programming, not on the construction of the robot.
Each exhibitor must be able to demonstrate how the robot operates and explain what is occurring with the robot and why.
5. Robot dimensions should not exceed 2 feet high by 2 feet wide by 2 feet deep. Weight may not exceed 15 pounds. If displayed in a case (not required or encouraged) the outside case dimensions may not be more than 26 inches in height, width, or depth.
Materials including but not limited to USB drives, obstacles, spare batteries, and mats for testing the robot may be placed in a separate container, which is not included in the robots' dimensions, that container may not be larger than 576 cubic inches as measured along the outside of the container. (Examples: 4"X4"X36" or 4"X8"X18" or 6"X6"X16) The container, if used, and/or any large objects (such as mats or obstacles) should be labeled with the exhibitor's name(s), club/chapter, and county.
6. All electric components of the robot must be adequately covered or concealed with a protective enclosure, specifically circuit boards. Paper is NOT considered an adequate enclosure or covering for electrical components.
7. Robots must be powered by an electrical, battery, water, air, elastic energy devices (rubber bands, balloons, etc.), or solar source only. Robots powered by fossil fuels/flammable liquids will be disqualified. All robots must include an on/off switch for operation. Robots that include weaponry of any kind will be disqualified. Weaponry is defined as any instrument, possession or creation, physical and/or electrical that could be used to inflict damage and/or harm to individuals, animal life, and/or property.
8. Remote controlled robots are allowed under certain conditions provided that the robot is not drivable. Remote controlled cars, boats, planes and/or action figures, etc. are not allowed.
9. See State Fair Rules for more information.

Classes: Novice—One to Two Years in Robotics Project

- Class 1 - Robot made from a commercial (purchased) kit
- Class 2 - Robot designed and constructed by exhibitor. The robot must not be a mere modification of an existing robot kit or plan
- Class 3 - Programmable robot made from a commercial (purchased) kit
- Class 4 - Junk Drawer Robotics-based curriculum robot
- Class 5 - Robot designed and constructed by exhibitor or one from a commercial kit, that is operated by a remote-controlled device

Intermediate – Three to Four Years in Robotics Project

- Class 6 - Robot made from a commercial (purchased) kit
- Class 7 - Robot designed and constructed by exhibitor. The robot must not be a mere modification of an existing robot kit or plan
- Class 8 - Programmable robot made from a commercial (purchased) kit
- Class 9 - Junk Drawer Robotics-based curriculum robot
- Class 10 - Robot designed and constructed by exhibitor or one from a commercial kit, that is operated by a remote-controlled device.

Professional – Five or More Years in Robotics Project

- Class 11 - Robot made from a commercial (purchased) kit
- Class 12 - Robot designed and constructed by exhibitor. The robot must not be a mere modification of an existing robot kit or plan
- Class 13 - Programmable robot made from a commercial (purchased) kit
- Class 14 - Junk Drawer Robotics-based curriculum robot
- Class 15 - Robot designed and constructed by exhibitor or one from a commercial kit, that is operated by a remote-controlled device

ROBOTICS SPECIAL AWARDS

Champion Overall Robotics – Happy Hound Pet Grooming

Reserve Champion Overall Robotics – Gravity Works

Division 225 – Aerospace/Rocketry

Check in: Saturday, July 18, 1:00-2:00 pm

Judging: Saturday, July 18, sign-up time in Fair Entry

Co-Superintendents: Corissa Pierce and Tom Gresham



1. 4-H members must be currently enrolled in the 4-H Rocketry program to exhibit in this division.
2. If a rocket qualifies for the Kansas State Fair, exhibitors should read the State Fair Rules for the Rocketry division as they may be different from those at the county fair. Be sure to check class numbers, as they may be different.
3. Each exhibitor may enter up to two rocket exhibits that have been constructed during the current year. If two rockets are entered, one rocket must be a “model rocket kit”, the second may be entered into any other applicable class. An exhibitor may not enter two rockets in the same class.
4. 4-H members are to complete and sign the 4-H Rocket Exhibit Information Form, available from <http://rocketry.engtech4ks.com/> or the Butler County Extension office and attach it to a 10” x 13” “manila” envelope. The envelope should contain:
 - a. Instructions on how to construct the rocket
 - b. Up to 5 pages of pictures, pictures are to be attached to sheets of paper, from both construction and launch
 - c. Documentation of any flight damage that occurred
 - d. Any modifications made to the rocket except for paint scheme and decals.
 - e. An additional page for altitude calculations if the space on the form is not enough.
 - f. Additionally, for original design rockets, also known as “scratch built” rockets:
 - o 5 additional pages of photos are allowed
 - o Documentation of how the rocket was tested for stability

5. Exhibits should not contain any perishable items, such as eggs.
6. If a safety violation is noted by the judges, superintendent, or other staff, the exhibitor's rocket, at the judges' discretion, will receive a participation ribbon.
7. Rockets are to be displayed upright on a display stand with a sturdy rod that does not extend past the top of the rocket, or stand unassisted, unless the rocket is taller than 4 feet in which case no display stand is required and the rocket may be displayed on its side, rockets are not to be displayed on launch pads to save space and prevent someone from being poked in the eye.
8. Rockets ARE NOT to be displayed with used or unused rocket engines either in the rocket or as part of the stand, if rocket engines are included in the exhibit the judge may disqualify the exhibit.
9. Rockets should be flown unless there is an active burn ban in the Butler County or conditions are too dangerous to safely launch the rocket. Just flying the last stage (the part with the nose cone) of a multi-stage rocket is acceptable.
10. Rockets, *except those in the JR division*, are not to be "beginner kits" or use prefabricated (molded plastic) fin assemblies, or pre-finished rockets requiring no painting. These are only acceptable in the JR division at the county fair. Rockets of this type outside the JR division should be disqualified. Rockets entered in the JR division *may not* go on to the Kansas State Fair.
11. Angles of fins must fall within a plus or minus 2-degree variation using an approved fin alignment guide (such as KSSTAC10). An official fin guide is available from <http://rocketry.engtech4ks.com/>
12. Fins and body tubes, except those in the introductory division, are to be filled and sealed with putty, sanding sealer, and/or primer or other suitable filler to eliminate the appearance of body grooves and wood grain.
13. Fins and launch lugs are to be filleted to reduce drag and properly secure them to the model.
14. Engine mounts are to be securely attached to the body tube.
15. Any seams on plastic parts are to be sanded smooth.
16. The recovery system (typically a parachute or streamer) should be attached according to the instructions.
17. The nose cone is to fit snugly but still allows for easy removal.
18. Exhibits must be uniformly painted and smoothly finished without "runs," "orange peel," or "alligator skin" or finished as per rocket instructions (for example, no painting required), and decals, if used, are applied smoothly.
19. Models may not be judged based on their paint scheme (colors and placement on the rocket), except for rockets that fit the definition of a 'scale model*' and are entered in the scale model class. All other rockets do not have to follow the suggested paint scheme, allowing the 4-H'er to display maximum creativity in the finishing of their rocket. Under no circumstances is the weight given to the paint scheme to be sufficient enough, by itself, to move the non-scale model from one ribbon placing to another.
20. "Scale Models" entered in the scale model class may be judged based on their paint scheme. The judge may deduct up to one ribbon placing for not following the paint scheme.
21. "Scale Models*" displayed in the scale model class are to be finished and completed with a majority (greater than 70%) of decals. For all other rockets the use of decals is optional.
22. Original design rockets cannot be a modification of a pre-existing kit and must be of original design.
23. Original design rockets must be designed by the exhibitor(s).
24. Original design rockets must include detailed instructions, so that someone could construct the original designed rocket just like a kit purchased at a store. Instructions can be as many pages as needed to convey full and complete construction techniques, including fin templates.
25. For a rocket entered in the original design classes, describe in the summary how the rocket was tested for stability prior to flying. Swing testing of the rocket is required. Other tests and calculations are strongly encouraged. Exhibitors must include documentation of the swing test. Failure to swing test a rocket will result in a deduction of TWO ribbon placings.
26. Rockets that use more than one 'D' engine or equivalent are considered mid or high-power rockets in 4-H.
27. Mid and High-Power exhibitors must be at least 14 years of age by January 1 of the current year. This is to align with NAR certification guidelines.

28. In addition to the information packet completed for all rockets, a high-power information form is to be completed and placed inside of the information packet. This may be downloaded from <http://rocketry.engtech4ks.com/>
29. Exhibitors in the mid and high-power divisions must hold memberships in either NAR or Tripoli organizations.
30. The NAR High Power Rocket Safety Code applies to the construction and launching of all rockets displayed in this division. As such all mid and high-power rocketry exhibitors must comply with the NAR High Power Rocket Safety Code that is in effect as of October 1st of the current 4-H year.
31. All rockets in the mid and high-power divisions are to be launched under adult supervision by the 4-H member who constructed the rocket.
32. For rockets launched using an engine(s) that have 160.1 ('H' engine or equivalent amount of smaller engines) Newton's-seconds of thrust or larger, adult supervision must be provided by an individual having at least a level 1 high power certification. The 4-H member should also hold or be attempting to attain their level 1 high power certification if launching on this large of an engine.
33. As defined by the National Association of Rocketry (NAR), a scale model is "any model rocket that is a true scale model of an existing or historical guided missile, rocket vehicle, or space vehicle, that has flown under rocket power." The intent of scale modeling is, according to the NAR, "is to produce an accurate, flying replica of a real rocket vehicle that is judged for craftsmanship in construction, finish, and flight performance." (NAR "Model Rocket Sporting Code" 52.1, <https://www/nar/org/contest-flying/competition-guide/>)

Classes:

- Class 1 – Scale model rocket, made from kit, includes plans
- Class 2 – Rocket (kit or original) exhibitors 9 years and under
- Class 3 – Rocket made from kit, exhibitors 10-13 years of age
- Class 4 – Rocket made from original materials, (no kit parts) 10-13 years of age
- Class 5 – Rocket made from kit, exhibitor 14 years and older
- Class 6 – Rocket from original materials (no kit parts) 14 years and older
- Class 7 – Rocket designed by 2 or more exhibitors, not merely modification of an existing kit rocket – include original plans at check-in. (Not eligible for special awards).

ROCKETRY SPECIAL AWARDS – To Be Announced

Champion Overall Aerospace & Rocketry – Daniel Persons Memorial/Pam & Steve Persons

Reserve Champion Overall Aerospace & Rocketry - Daniel Persons Memorial/Pam & Steve Persons

Division 226 – Uncrewed Aircraft Systems

Check in: Saturday, July 18, 1:00-02:00 pm

Judging: Saturday, July 18, sign-up time in Fair Entry

Co-Superintendents: Corissa Pierce and Tom Gresham

1. The 4-H members must be currently enrolled in the 4-H project to exhibit in this division.
2. Each exhibitor may enter one exhibit per class. Exhibits must have been completed during the current 4-H year.
3. The information that accompanies the UAS must be limited to the 4-H Uncrewed Aircraft Systems Information Form, which is affixed to a 10" x 13" envelope. This envelope should NOT be attached to the UAS. This may be downloaded from <http://uas.engtech4ks.com/>. Any UAS exhibit not including this completed envelope will receive an automatic participation ribbon. All revisions of forms previously released for the division dated prior to current year are void for use and new forms must be obtained and used that are dated by the Kansas State 4-H Office for the current year.
4. Exhibitor's name, county or district, community club name, age, and year(s) in project must be tagged or labeled in a prominent location on the exhibit.
5. Uncrewed Aerial System that includes or depicts weaponry of any kind will be disqualified.

6. For scratch built UAS kits, if modifications are made to the exhibit, a page should be attached noting those modifications.
7. If a safety violation is noted by the judges, superintendent, or other staff, the exhibitor's exhibit, at the judges' discretion, will receive a participation ribbon.
8. For practical application entries, the UAS is not required to be displayed as part of the exhibit, only the supporting material illustrating the application.
9. The same UAS may be used by multiple exhibitors for different practical application entries.

Classes:

Junior: 9-13 years old

- Class 1 – Uncrewed Aircraft System designed and constructed by exhibitor that is operated by a remote-controlled device. The UAS must not be a mere modification of an existing kit or plan. You may not exhibit a UAS that is purchased off the shelf in this class.
- Class 2 - Practical application of an Uncrewed Aircraft System constructed from a commercial (purchased) kit. This includes the UAS, plus one or more of the following: video, notebook, poster, display board, etc. This class is separate from educational exhibits. A tangible use would be mapping Russian olive trees, eroded soils, and bindweed in fields, etc. There are also many other non-agricultural UAS uses that would be appropriate for this class.

Senior: 14 years and older

- Class 3 – Uncrewed Aircraft Systems designed and constructed by exhibitor that is operated by a remote-controlled device. The UAS must not be a mere modification of an existing kit or plan. You may not exhibit a UAS that is purchased off the shelf in this class.
- Class 4 - Practical application of an Uncrewed Aircraft System constructed from a commercial (purchased) kit. This includes the UAS, plus one or more of the following: video, notebook, poster, display board, etc. This class is separate from educational exhibits. A tangible use would be mapping Russian olive trees, eroded soils, and bindweed in fields, etc. There are also many other non-agricultural UAS uses that would be appropriate for this class.

UNCREWED AIRCRAFT SYSTEMS SPECIAL AWARDS

Champion Overall Uncrewed Aircraft Systems – Happy Hound Pet Grooming

Reserve Champion Overall Uncrewed Aircraft Systems – Augusta Tire & Lube LLC

Division 232– Small Engines

Check in: Saturday, July 18, 1:00-02:00 pm

Judging: Saturday, July 18, sign-up time in Fair Entry

Co-Superintendents: Corissa Pierce and Tom Gresham

1. All exhibits should involve engines smaller than 25 horsepower. Engines should have no fuel in the tank or carburetor.
2. Each Small Engines exhibit must include a “4-H Small Engines Information” packet with form. The form is available from the Extension Office or <https://engines.engtech4ks.com>. The form should be attached to the outside of a 10” x 13” manila envelope. Place exhibit paperwork and/or any pictures inside the manila envelope. For notebooks, display boards, and posters, no additional exhibit information is required; no manila envelope is needed for these exhibits.
3. Items that have been in use should be cleaned for exhibit.
4. A sheet of operating instructions must be included in the packet for any exhibit that is not self-explanatory.
5. As exhibitors prepare their exhibits, appropriate PPE (Personal Protection Equipment) is required.
6. Cutting surfaces, such as blades, are to have a protective cover over them to prevent injury. The covering should be easily removed and reinstalled for judging. Foam “pool noodles” and multiple layers of cardboard are acceptable.

7. If a safety violation is noted by the judge(s), superintendent, or other staff, the exhibit may receive a reduced ribbon placement or disqualification.

Classes:

- 4610 Display: Exhibit a display, selecting one of the following options: 1) a display identifying different engine or lawn and garden equipment parts or a display showing the function of the various engine or lawn and garden equipment parts; OR 2) a display identifying and explaining the function(s) of different special tools needed for small engine repair or maintenance; OR 3) a display illustrating and providing the results of any one of the experiments that are included in the project books. No complete engines, lawn tractors, tillers, or chainsaws are permitted for display in this class. The maximum tri-fold or display board size is 3' x 4'; items may not extend beyond 24" from the back of the display board.
- 4611 Maintenance: Exhibit a display that illustrated either: 1) Routine maintenance procedures; OR 2) diagnosing and troubleshooting specific problems in an engine. No complete engines, lawn tractors, tillers, chainsaws, etc., are permitted for display in this class. The maximum tri-fold or display board size is 3' x 4'; items may not extend beyond 24" from the back of the display board.
- 4612 Operation: Exhibit and operable small engine (no more than 25 HP) overhauled or rebuilt by the member. Include a maintenance schedule for the engine and a brief description of the steps taken by the member overhauling or rebuilding the engine. The engine should not contain fuel in the tank or carburetor. All exhibits in this division must be self-standing.

Department – VISUAL ARTS

Check in: Saturday, July 18, 10:00am

Judging: Saturday, July 18, sign-up time in Fair Entry



Co-Superintendents: Wendy Tien

1. Refer back to the General guidelines as they pertain to copyright and branded material.
2. To exhibit, a member must be enrolled in Visual Arts or Visual Arts: General Arts and Crafts
3. Each 4-H/FFA Member will be allowed a total of 6 entries.
4. Combining parts of different patterns (pictures, photographs, images from the internet or a magazine) with the member's own ideas can result in an original design, but simply changing the color, pattern, and/or size of a pattern does not make the design original. If you create a replica of what you see somewhere else (i.e. Pinterest), it is not your original design. If a photo, sketch, or other idea source was used, submit it with your entry, firmly attached to your exhibit.
5. No boxes can be stored in the building.
6. Ceramic articles must be made by the exhibitor and can be clay or greenware items.
7. EXHIBITS MUST BE LABELED WITH NAME, AGE, CLUB, YEARS IN CRAFT WORK AND YEARS IN CLASS ON THE BACKSIDE OR BOTTOM OF THE EXHIBIT.
8. It is suggested that sketching be covered in plastic.
9. Exhibits may include: sketching, painting, drawing, sculpture, carvings, ceramics, taxidermy, leathercraft and other creative arts.
10. All sketching's, paintings, drawings, canvas, or other exhibits which need to be hung, MUST have the appropriate sawtooth hanger, rod, wire, or other mechanism attached in order to be properly displayed. The sawtooth hangers must be screwed or nailed in.
11. Leather craft projects must use the following guidelines:
 - a. Limited to a total of 6 entries (this is separate of hearts and crafts entries)
 - b. Bring original designs and include your patterns
 - c. Bring all leather projects in a see-through plastic bag
 - d. Exhibits may be stamped, braided, tooled or another leathercraft article.
12. The exhibitor may attach a 4"x6" card with any information which the exhibitor thinks would be helpful for the judge to know.

13. One (1) entry from the following 5 areas will be selected by the judges to participate in the Kansas State Fair competition: Fine Arts, Clay & Ceramics, Leather & Jewelry, Three Dimensional, and General Crafts. These will be selected from projects receiving purple ribbons during the judging. Youth ages must fall within the Kansas State Fair age participation requirement (9 and older). **The 5 qualifying exhibitors will be notified following Fair by the Extension Office.**
 - a. See Kansas State Fair rules for the 5 category definitions. <https://www.kansas4-h.org/events-activities/fairs/kansas-state-fair/index.html>
14. Exhibits must be of manageable size and easily transported and displayed by 1 person to be State Fair eligible. Large Art items will not be accepted by the Kansas State Fair 4-H Division.
15. All divisions will have Junior, Intermediate, and Senior age classes unless otherwise noted.
16. With the exception of Leather, exhibits made from *KITS* are a county competition only and will not qualify to advance to the Kansas State Fair. Examples include paint by numbers, diamond art kits, string art, etc. These exhibits will not be considered for overall awards in the Intermediate and Senior age divisions.

Division227 - ClayandCeramics

Any original item made of clay; may be fired or unfired, hand formed or thrown on a wheel. Self-hardening, fire/oven-cured, and or corn-starched clays are acceptable. Items can include, but are not limited to, clay statues, bowls, etc.

Division228 - FineArts

Oil, chalk, charcoal, dyes, pastels, pencil, ink, acrylic, or watercolor on canvas, canvas board, paper, wood, metal, or textiles, framed as a picture, prepared for hanging. Stretched canvas arts on a wooden frame is considered prepared for hanging provided that frame has a hanger.

Division 229 - Leather and Jewelry

Ashley Anderson

Superintendent:

Any leather stamping, carving, tooling, lacing, or stitching piece, or any jewelry piece made from any medium are acceptable exhibits. Leathercraft kits can be chosen to advance to the Kansas State Fair.

Division230 - Three-Dimensional

The piece must be observable on at least three sides and should be either free-standing or prepared to be hung. Craft and pre-formed or assembled projects are not acceptable.

Division231 - GeneralCrafts

This category incorporates miscellaneous pieces that do not correspond to the 4 above-mentioned categories.

Division 23X – Recycled art – County Competition only

1. Entries must use 100% recycled, recovered or found content with the exception of paints, dyes, adhesives, canvas, and mounting hardware.
2. Entries may use any recycled material as art medium, with the exception of soiled trash, food waste, or hazardous materials.
3. Examples of permissible recyclable materials are plastics, cardboard, aluminum cans, metals, paper, newspaper, magazines, electronics, clothing, rubber, tires, etc.
4. Three-dimensional art must be free-standing, ready for display, and sturdy enough to move.
5. Art cannot present a safety hazard while on display. Entries that are not able to free-stand, are falling apart, etc. will be handled at the discretion of the superintendent.
6. One art entry allowed per participant.
7. All ages will compete in one division.

THERE ARE LESSONS LEARNED NO MATTER THE COLOR OF THE RIBBON!



VISUAL ARTS – ARTS & CRAFTS SPECIAL AWARDS

Grand Champion Senior – Tim Schneider

Grand Champion Senior – Scholarship for 15 credit hours by Butler Community College

Reserve Grand Champion Senior – Misty & Brian Rigg

Grand Champion Intermediate – Hickory Helpers 4-H Club

Reserve Grand Champion Intermediate – Merrit Family

Grand Champion Junior – Byron, Jennifer & Morgan Harvey

Reserve Grand Champion Junior – Rockn A Leather/Brad & Ashley Anderson

Department – WOODWORKING

DIVISION 232 – Woodworking

Check in:Friday,July 17, 10:00-11:00 am

Judging:Friday,July 17, 10:00-11:00 am



Co-Superintendents: Chris Brackenridge and Luke Amend

1. A club/chapter member may make not more than two entries in their respective age division. They may also be on one (1) team and do 1 team entry in addition to their respective age division entries.
2. EACH ARTICLE EXHIBITED MUST BE ACCOMPANIED BY THE PLAN, BLUE PRINT, OR WORKING DRAWING USED FOR CONSTRUCTION. Please note: a set of step-by-step instructions is not a plan. Missing or insufficient plans will be lowered 1 ribbon placing. Plans are not required for repaired or refinished furniture, but a brief explanation of the work completed must be attached to the exhibit.
3. Label each article showing intended use. Designate on the entry if the article is original or kit-construction.
4. Label each article giving owner's name, club or chapter and name of article. The entry card, plans and all other paperwork should be enclosed in a zip top plastic bag with a hole punched through it and tied or otherwise secured to the project in some manner. Tape is usually not adequate to accomplish this.
In judging woodwork articles, consideration will be given to:
5.
 - a. Usefulness
 - b. Choice of wood
 - c. Design
 - d. Suitability and quality of finish
 - e. Workmanship
6. Woodworking exhibits consist of woodwork article for farm and shop use, lawn furniture, household furniture, other woodwork articles such as a birdhouse, breadboard, doorstep, etc., piece of repaired and refinished furniture or any article made from a kit.
7. The use of materials other than wood, screws, nails, and adhesive should be kept to a minimum.
8. Projects that have unsecured glass, i.e., glass shelves, glass top of a coffee table, etc., should not be brought to the fair. Glass that is secured in the project, i.e., glass front of a gun case or cabinet, etc., is permissible since it cannot be easily removed.
9. In judging woodwork articles, consideration will be given to: workmanship, including accuracy to the plan; design; choice of wood; suitability and quality of finish; and usefulness.
10. Firearms and weapons are not to be entered or exhibited at the Butler County Fair in the 4-H/FFA Youth Divisions.
11. During construction of exhibits, PPE (personal protective equipment) is to be worn by those in the workspace.

Classes:

- Class 1 – Junior – ages 7-9
- Class 2 – Intermediate – ages 10-13
- Class 3 – Senior – ages 14-18

- Class 4 – Team or group woodworking project – This class may be entered by any team of two or more woodworking project members. A 4-H/FFA Member may be on only one team. The team entry may be made in addition to individual entries. This class will be excluded from special awards.

WOODWORK SPECIAL AWARDS

Grand Champion Senior – Sudduth Reality/Mark & Donna Sudduth
 Reserve Grand Champion Senior – Matthew & Julie Cleveland
 Grand Champion Intermediate – Sudduth Reality/Mark & Donna Sudduth
 Reserve Grand Champion Intermediate – Scribner Enterprises
 Grand Champion Junior – Carl & Kristine Goossen
 Reserve Grand Champion Junior – Deer Creek/Ron Williamson

DEPARTMENT-4-H CLOVERBUDS

(Must be 5 or 6 years of age AND enrolled as a Cloverbud)

No Pre-Entry required for Cloverbuds – EXCEPT for Fashion Revue

Check-In and Sharing: Saturday, July 18, 11:00-Noon

Co-Superintendents: Joanna Hadley & Jessica Cabrales

Assistant Superintendents: 4-H Ambassadors



1. Must be enrolled as a Cloverbud by May 1 to exhibit. Cloverbuds must be age 5 or 6 by January 1 of the current year to participate in this program.
2. Cloverbuds may exhibit age-appropriate activity related items from their 4-H Cloverbud experiences. NO animal projects permitted per 4-H Policies.
3. Cloverbuds may showcase a product, poster, or notebook for the display.
4. A Cloverbud may showcase a maximum of 5 items.
5. Cloverbuds will receive participation ribbons only, no premiums, and will not be judged.
6. Cloverbuds may participate in the Fashion Revue but must follow Fashion Revue rules and also pre-enter.
7. All other Cloverbud projects can participate in Cloverbud show and share only.

*NOTE: Special Cloverbud entry cards will be available during the Fair at their check-in. Do not use the entry cards used for 4-H or Open Class exhibits at the fair.

JUDGING CONTESTS

All club/chapter members are eligible to compete in each contest for individual honors, and entry may be made at time of contest. No pre-entry required. The top four 4-H individuals in the Intermediate and Senior divisions of the FCS Consumer Skills and Photography Judging contests will be invited to participate on the Butler County 4-H team at the State Fair. Should any of the top four decline, other 4-H contestants will be invited in order of placement.

The following judging contests will be divided by the following age divisions:

- Junior – 7-9
- Intermediate – 10-13
- Senior – 14 & Over

FCE – Consumer Skills Judging Contest

Contest: Sunday, July 19, 1:00-4:00 pm

Superintendent:

FACS JUDGING CONTEST SPECIAL AWARDS

Champion Senior – Matthew & Julie Cleveland
 Reserve Champion Senior – Matthew & Julie Cleveland
 Champion Intermediate – Susan Harsh
 Reserve Champion Intermediate – Kim & Steve Edwards
 Champion Junior – Loveseck's Pizza
 Reserve Champion Junior – Blackston Family/Terri, Derek & Jennifer

Horticulture Judging Contest

Contest: Sunday, July 19, 1:00-4:00 pm

Superintendent: Calla Edwards, Horticulture Agent

HORTICULTURE JUDGING CONTESTS SPECIAL AWARDS

Champion Senior – Prairie Blossom Nursery/Steve Finley

Reserve Champion Senior – Rommey Farms LLC

Champion Intermediate – Prairie Blossom Nursery/Steve Finley

Reserve Champion Intermediate – Rommey Farms LLC

Champion Junior – Prairie Blossom Nursery/Steve Finley

Reserve Champion Junior – Rommey Farms LLC

Photography Judging Contest

Contest: Sunday, July 19, 1:00-4:00 pm

Co-superintendents: Mindy Amend and Melissa Scribner

PHOTOGRAPHY JUDGING CONTEST SPECIAL AWARDS

Champion Senior – Happy Hound Pet Grooming LLC

Reserve Champion Senior – Brandy Rigg

Champion Intermediate – Blackston Family/Terri, Derek & Jennifer

Reserve Champion Intermediate – Connell & Connell, Attorneys-at-Law/Tim Connell

Champion Junior – Brandy Rigg

Reserve Champion Junior – Connell & Connell, Attorneys-at-Law/Tim Connell

Livestock Judging Contest
(Reasons and questions will be possible)

Check-in: Monday, July 20, 7:00-7:30 am

Contest: Monday, July 20, 7:30 am

Superintendent: Charlene Miller, Ag Agent

Assistant superintendent:

LIVESTOCK JUDGING CONTEST SPECIAL AWARDS

Champion Senior – Harvey Farms/Gary & Ann Harven

Reserve Champion Senior – TLC Cattle Co/Joe & Carol Camac

Champion Intermediate – EGE Products/Stefan

Reserve Champion Intermediate – Penny & Roy McNett

Champion Junior – Clint & Sarah Cope

Reserve Champion Junior – Brad & Ashley Anderson

Challenge of Champions

Contest: Sunday, July 19, 1:00-4:00 pm

- Ages 16 to 19 for Contest
- Open to Ages 7 to 15 for Educational Purposes

Co-superintendents: Courtney Jackson and Darren Jackson

1. 4-H & FFA Members, 16 to 19 years of age may participate. At 3:00 PM, the contest will be open to those 7-15 years of age (Junior group). No awards will be given to the junior group. It will be for educational purposes only.
2. No contestant will be allowed to have books or notes, phones or electronics during the contest.
3. While the contest is in session there shall be no communication among contestants.
4. The first-place contestant qualifies to participate at the Kansas State Fair for the Challenge of Champions Contest.

Potential Format of Contest (may be subject to change)

1. Writtentestwith questions concerning total agricultural/livestock industry, farm equipment, farm management and general agriculture
2. Identification of livestock equipment

3. Identify breeds of beef cattle, dairy, sheep, hogs and goats
4. Identification of concentrate and/or roughage
5. Identification of different retail cuts of meat
6. Identification of common crops (either plant or seed)
7. Identification of common weeds
8. Possible interview on agricultural current event topics, or general agriculture

Determination of ratings: Individual ranking shall be determined by total points of each contestant.

CHALLENGE OF CHAMPION SPECIAL AWARD

Champion Senior – Mike & Janet Roths

Reserve Champion Senior – Matthew & Julie Cleveland

Section III – PREMIUM AUCTION

Auction: Monday, July 20th, 7:00 pm

Superintendent: Mike Roths

Assistant Superintendents: Connie Chilcott, Julie Cleveland, Dereck Chilcott

To be eligible to sell a project or animal in the premium auction at the 2026 Butler County Fair, members must have attended at least two club meetings. Please note that until you are enrolled in 4-H online, you are considered a guest at 4-H meetings and attendance is not counted.

1. **THE DEADLINE FOR MAKING ENTRY FOR THE PREMIUM AUCTION WILL BE Sunday, July 19 10:00am . THIS INCLUDES SALE RING AND BASE BID PROJECTS. Make Livestock Entries at the Scale House and Static Entries Inorder to make anentry in the Premium Auction you must fill out the form that is available in the Scale House or in the south end of the community building. This must be completed before the 10:00 a.m. deadline. This includes a W-9 required by Butler County and a form which includes the member’s signature and a parent signature. By entering the Premium Auction, the exhibitor’s name and club name will be listed on the Sale Bill. Sign-up times will be posted inthecommunity building and at the scale house.**
3. The Premium Auction order will be Meat Goats, Dairy Goat Market Wethers, Sheep, Beef and Swine with non-livestock items auctioned evenly between species in sign up order.
4. All animal/projects entered in the auction must be exhibited in the sale ring by their owner.
5. **A 4% Commission will be charged on all premium sales.**
6. A 4-H/FFA Member is limited to one auction item to sell during the 2026 Sale. This includes the Livestock, Project, Poultry Meat Pen of 3 and Rabbit Meat Pen of 3. This does not include food sold in the 4-H Food Auction on Friday.
7. Items that can be sold in Premium Auction are any one item from the following divisions: Market Livestock, Arts & Crafts, Photography, Foods, Horticulture, Floriculture or any other project in those divisions entered in the building. Items must have been entered, judged and displayed at the fair following the rules of that division. Please note the following for items from the Foods or Photography Divisions.
 - a. **Foods** - If a 4-H/FFA member chooses to sell a food item in the Premium Auction, they must make a fresh item using the same recipe that they exhibited in the Foods Division. If the exhibitor is selling cookies, muffins or any food product that exhibited a plate of 3 at the fair, they must bring at least 1 dozen of the item to sell in the auction.
 - b. **Photography** - If a 4-H/FFA member chooses to sell a photo from the Photography Division, they must bring a 2nd photo (same picture) to be sold. It is suggested that the photo in the Project Auction be placed in a suitable frame.
8. No project may be pulled or switched once entered for sale or base bid; however, the Fair Board may pull any project from the sale for a rule violation.

- A member may sell additional market animals outside the sale ring at the base bid (if there is a base bid).
9. Animals & projects must be exhibited at the 2026 Butler County Fair & must meet all other sale requirements.
 10. All exhibitors selling market livestock animals (beef, dairy goats, meat goats, sheep, swine, and rabbits) at the fair must have completed the Youth Quality Care for Animals (YQCA). See rule #3 in Animal Eligibility Requirements.
 11. Projects placed in the green ribbon group cannot be sold.
 12. Weight limits for animals sold through the sale are market swine - minimum weight of 230 pounds; market lambs - minimum of 90 pounds; market steers and market heifers - a minimum weight of 950 pounds; dairy goats – a minimum of 40 pounds for standard breeds and 30 pounds for miniature breeds and meat goats - a minimum weight of 50 pounds. There will be no re-weights on any livestock. Rabbits will be sold as meat pens which are a pen of 3 rabbits, and they must weigh a minimum of 3 pounds & no more than 5 ½ pounds. Meat Pen of 3 Chickens may sell but no weight restrictions.
 13. Grand Champion market animals **are not required** to sell in livestock/project auction.
 14. No glitter or decorations are allowed on animals going through the Premium Auction. Any animal with glitter and/or decoration will not be allowed into the sale ring to sell. The paint number must be visible on the animal when entering the ring. **No washing of animals entered in the sale after 2:00 PM on sale day**
 15. All sale exhibitors are REQUIRED to wear western or business casual attire. Shirts must be long or short sleeve, jeans or khaki pants, and sturdy closed toe shoes. Exhibitors will not wear t-shirts; tank tops; low-cut shirts; sheer blouses; sleeveless shirts; open shoulder shirts, clothing that exposes cleavage or bare midriff while standing, kneeling, or bending over animal; shorts; or sandals/flip flops. If wearing jeans or slacks violates religious beliefs, a knee-length skirt is acceptable instead. **The 2026 4-H T-shirt is acceptable to wear in the Premium Auction.**
 16. Buyer's Cards and Ribbons will be available at the Extension Office on Monday, July 27.
 17. Checks for all projects sold through the auction or at base bid will be in the Extension Office at a time to be announced.
 18. Any 4-H/FFA member who does not return their signed card or written statement from their buyer to the Fair board to bucofairsec@bucoks.com or to Extension Office by 5:00 PM on or before **September 1, 2026**, will not be allowed to enter any animal in the Premium Auction the following year. Checks must be cashed within 60 days, or they will be void.
 19. 4-H/FFA members selling animals through the sale are expected to feed, water, & care for them until the time they are released by the sale committee.
 20. Static projects in Foods and Photography sold through the sale will be taken by the buyer on sale night. Other Static projects may need to stay on the fairgrounds, in which case the exhibitor will deliver to the buyer after the fair. This must be noted on the item when entered in the sale. (This may change – watch for updates)
 21. The Premium Auction Sale Committee and Butler County Fair Board Executive Board have the right to interpret all rules regarding the Premium Auction.
 22. Market animals sold are ineligible to be shown as breeding animals in the future.
 23. The Butler County Fair Board has approved to align the Butler County Fair Premium Auction with that of the new K-State 4H rules. The Butler County Fair Premium Auction will allow auction items to go on to show at the Kansas State Fair and Kansas Junior Livestock Show

Due to requests from the BUYERS, as well as safety issues, it is required that 4-H/FFA members not give their buyer's baskets or other gifts on the night of the Premium Auction.

Selling of food or water during the auction is not allowed.

Section IV - OPEN CLASS DIVISIONS

OPEN CLASS GENERAL RULES

1. Any current 4-H/FFA member, resident of Butler County or Butler County 4-H Alumni may enter in any of the following divisions listed as OC-1 through OC-19. Please check those divisions for additional rules and guidelines. There are 4 new divisions.
2. No Pre-entries are required except in Division OC-7 “Junk in a Bucket”. To enter that division, send an email to bucofairsec@bucoks.com by June 1.
3. A separate Open Class Exhibit Card must accompany each exhibit. Cards will be available at check-in. **There are new cards this year. Please make sure both sides of the entry cards are filled out completely.** 4-H/FFA members use club/chapter instead of address. Youth 18 and under as of January 1, 2026, SHOULD add age to exhibit cards.
4. No exhibit (except food items sold in the Open Class Food Sale) may be removed from the Community Building before 6:00 a.m. on Tuesday, July 21st unless stated otherwise in the division.
Fair officials will not be responsible for any exhibits that are not removed by 8:30 am, July 21 or for any broken or damaged items.
5. All exhibits must have been constructed, grown or made since August 1 of the previous year unless otherwise stated in the Division Rules.
6. The Danish Judging System will be used. All exhibits will receive a purple, blue, red or white ribbon. A Grand Champion and Reserve Grand Champion will be selected if numbers and quality warrant. See each division for Special Awards.
8. **Please note the new Division OC-17 Sewing will be judged on Saturday, July 11th, 9:15-9:45 am. See page 38 for more details.**
9. Some divisions may be divided into youth and adult divisions for judging. There may or may not be awards for each depending on numbers.
10. Exhibitors are limited to one (1) entry per class unless stated otherwise.
Exhibitors are encouraged to enter Division OC-1 - Special Classes. These include Largest Dead Grasshopper, Largest Homegrown Sunflower, Largest Bluestem Grass, Flop Class for Foods, Honey and a class centered around celebrating “250 Years of the USA”. Check-in and Judging will be on Sunday (see schedule & division OC-1 for more details.
12. There will be NO interview judging of any exhibit except in Metals, Junk in a Bucket and Crops. Judges in the other divisions will leave evaluation notes if they wish.
13. Firearms and weapons (including but not limited to items resembling firearms or weapons) are not allowed to be entered or exhibited.

DIVISION OC 1 – SPECIAL CLASSES

Check-in: Sunday, July 18, Noon to 4:00 pm

Judging: Sunday, July 18, 4:00 pm

Co-Superintendents: Connie Chilcott & Janet Poston-Harding

**Happy 250th
Birthday**

U.S.A.

1. **Read Open Class General Rules.**
2. Exhibitor may make 1 entry in Class 1, 2, 3, 4 & 5. They may make 2 entries in Class 6.
3. No Grand or Reserve Grand will be awarded in this division.
4. The grasshopper must have been collected by the exhibitor and be dead and in a glass container.
5. The sunflower must be grown by the exhibitor and displayed in a bottle containing water.
6. The bluestem grass will be judged as the tallest but not including the roots. Bring in a clump.
7. The flop class must be something a 4-H/FFA member made to exhibit at the fair, but it “flopped”. It can also be a “flopped” item that an Open Class exhibit had planned to enter.
8. The honey is a jar of honey entered by someone who raises bees and gets the honey from them. Not a professional honey producer.
9. Class 4 can be a crafts project, sketching or drawing, ceramics, fine arts, barn quilt or crafts made by the exhibitor. It can also be a color photo taken by the exhibitor. It must use the “*Celebrating 250 years of the USA*” as the theme.

- Class 1 – LargestDeadGrasshopper
- Class 2 – LargestHomegrownSunflower
- Class 3 – TallestBluestemGrass
- Class 4 – Flop class(didyoumake something that was a flop – enter it here and it will be critiqued (anyonewhohasexhibited in 4-H/FFA Foods Judging or anyone from Open Class Foods.
- Class 5 – Honey–1jar
- Class 6 – Arts orCraftsDisplay– Any of the classes listed in rule #5 and related to the 250th year for theUSA



Largest Grasshopper



Largest Sunflower



Tallest Bluestem Grass



Honey



Food that flopped



Celebrate USA

SPECIAL DIVISION AWARDS

Largest Grasshopper \$50 Cash Award – Rachel Harder Photography
and 2nd Largest Grasshopper \$25– Rachel Harder Photography

Largest Homegrown Sunflower \$25 Cash Award – Butler County Master Gardeners

Largest Bluestem Grass \$50 Cash Award – Darren Jackson/Butler County Commissioner

Flop Class Award – Butler County Fair Board

Champion Honey – Butler County Fair Board

Champion Arts & Crafts Display – Glass Award from Resurrection Glass Studio

DIVISION OC2–BUILDINGBLOCKS

Checkin: Saturday, July 18, 1:00-2:00 pm

Judging: Saturday, July 18, following 4-H/FFA Building Blocks Judging

Superintendent: Tom Gresham



1. **Read Open Class General Rules.**
2. Each exhibitor may enter one exhibit. Exhibits must have been constructed since August 1, 2025.
3. Total exhibit dimensions may not exceed 2 feet high, by 2 feet wide, by 2 feet deep. The minimum exhibit dimensions must be at least 6 inches wide and deep.
4. All exhibits should be placed in a sturdy see through enclosure with a top, bottom, and 4 sides. A clear tub turned upside down with the exhibit placed on the lid would be an acceptable enclosure. It may be desirable to place a cutting board or other hard surface between the lid and base plate of the exhibit to make it sturdy. This is to keep exhibit components from being “scattered to parts unknown” at the fair. The outer dimensions of the enclosure do not count towards the total exhibit dimensions but should not be excessive.
5. The primary building component should be interlocking blocks, commonly referred to by the brand name of Lego®.
6. The exhibitor’s name and address must be tagged or labeled in a prominent location on the display, additionally; the display case should have the exhibitor’s information attached to it as well, as the top part of the case may be separated from the display.
7. Classes will be divided into Adult and Youth, if numbers warrant.

- Class 1 –Building Blocks

BUILDING BLOCKS SPECIAL AWARDS

Grand Champion – Butler County Fair Board
Reserve Grand Champion \$15 Cash Award – Sherrie Meyer

DIVISION OC 3 - ENTOMOLOGY

Check-in: Saturday, July 17, 2:00-3:00pm

Judging: Saturday, July 17, following 4-H/FFA Entomology Judging

Superintendent: Terri Blackston



1. **Read Open Class General Rules** USE 4-H/FFA Rules found on page 48 for more information.
2. Each exhibitor may enter 1 box of insects labeled according to
 - a. Insects in Kansas
 - b. Insects in Kansas Book: 2016 Revised Taxonomy”
3. Any kind of display box can be used.
4. All insects must be collected since August 1 of the previous year.
5. **Check OC-1 Division for Special Class for Largest Dead Grasshopper.**
 - Class 1 – Entomology Collection
 - Class 2 – Entomology Notebook
 - Class 3 – Entomology Display

ENTOMOLOGY SPECIAL AWARDS

Grand Champion – Butler County Fair Board
Reserve Grand Champion \$15 Cash Award – Kathy & Ray McClure

DIVISION OC 4 – FIBER ARTS

Check-in: Saturday, July 18, 12:00 Noon-1:00 pm

Judging: Saturday, July 18, immediately following 4-H/FFA Fiber Arts Judging

Co-Superintendents: Joanna Hadley, Debora Claassen and Theresa Toews



1. **Read Open Class General Rules.**
2. All fiber arts exhibits must be the result of the current year's work.
3. Each exhibitor may make 2 items per class.
4. A label that is 3” x 2½” inches should be attached to the inside or back of the article. This includes class number, name and address (4-H/FFA members – list club/chapter instead of address).
 - a. Sew or safety-pin this ID label on the corner of flat articles.
 - b. For garments, attach ID label to the front left shoulder seam, or left side of waistband, as if you were wearing the garment.
5. Each exhibitor will be allowed a total of 2 entries.
6. When articles which are normally worn together are exhibited, both articles must be shown together. Fasten articles together securely with safety pin.
7. All exhibits which need to be hung should have the appropriate saw tooth hanger, rod, wire, or other mechanism attached to be properly displayed.
8. Fiber arts include Needle Arts, Patchwork or Quilted Article, Rug Making, Spinning, Weaving and Ethnic Arts.
 - Class 1 – Youth
 - Class 2 – Adult

FIBER ARTS SPECIAL AWARDS

Grand Champion \$25 Cash Award – Resurrection Glass Studio/Ann Harvey
Reserve Grand Champion \$15 Cash Award – Resurrection Glass Studio/Ann Harvey

**All Open Class Exhibits will receive a ribbon – purple, blue, red or white.
Grand & Reserve Grand Champion may be awarded.**

DIVISION OC 5 – FIBER ARTS - CROCHET & KNITTING

Check-in: Saturday, July 18, 12:00 Noon-1:00 pm

Judging: Saturday, July 18, immediately following 4-H/FFA Fiber Arts Judging

Co-Superintendents: Debora Claassen and Theresa Toews



1. Read Open Class General Rules.

2. All exhibits must be made by the exhibitor.
3. Each exhibitor may make 2 items per class.
4. A label that is 3" x 2½" inches should be attached to the inside or back of the article. This includes class number, name and address (4-H/FFA members – list club/chapter instead of address).
 - a. Sew or safety-pin this ID label on the corner of flat articles.
 - b. For garments, attach ID label to the front left shoulder seam, or left side of waistband, as if you were wearing the garment.

CROCHET

- Class 1 – Afghan, Blanket, Bedspread
- Class 2 – Article for baby
- Class 3 – Garment
- Class 4 – Household article
- Class 5 – Rug
- Class 6 – Other item

KNITTING

- Class 10 – Afghan, Blanket, Bedspread
- Class 11 – Article for baby
- Class 12 – Garment
- Class 13 – Household article
- Class 14 – Rug
- Class 15 – Other item

CROCHET/KNITTING SPECIAL AWARDS

Grand Champion \$25 Cash Award – Branch Creek Farms/Jeff & Theresa Toews

Reserve Grand Champion \$15 Cash Award – Branch Creek Farms/Jeff & Theresa Toews

DIVISION OC 6– FIBER ARTS - QUILTS

Check-in: Saturday, July 18, 12:00 to 1:00 PM

Judging: Saturday, July 18, immediately following 4-H/FFA Fiber Arts Judging

Co-Superintendents: Debora Claassen & Theresa Toews

1. Read Open Class General Rules.

2. A separate entry card must be provided for each exhibit.
3. Members of a Butler County Quilt Guild are eligible to exhibit in this division.
4. All exhibits must be made by the exhibitor (in the previous 24 months) and not have been exhibited in a previous years' fair.
5. An exhibitor may make 1 entry per class.
6. A label that is 3" x 2½" inches should be attached to the inside or back of the article or quilt. This includes class number, name and address (4-H/FFA members – list club/chapter instead of address).

- Class 1 – Quilts - Youth
- Class 2 – Quilts - Adults
- Class 3 – Quilted wall-hanging (must attach means of hanging)–Youth
- Class 4 – Quilted wall-hanging (must attach means of hanging)–Adult

QUILTS SPECIAL AWARDS

Grand Champion \$25 Cash Award – Sarah & Clint Cope

Reserve Grand Champion \$15 Cash Award – Sarah & Clint Cope

DIVISION OC 7 – FOODS

Check-in: Friday, July 17, 9:00-10:00am

Judging: Friday, July 17, starting at 9:00 am



Co-Superintendents: Ann Harvey & Sherrie Meyer

1. **Read Open Class General Rules.**
2. ALL FOODS will be sold at a set price, and the sale will begin after judging is completed & ends before the start of the 4-H Food Auction.
3. An exhibitor may make 1 entry per class.
4. For food safety purposes, any food with custard and dairy-based fillings and frostings (example cream cheese), raw eggs, flavored oils, "canned" bread or bread or cakes in a jar, cut fresh fruit (including strawberry pies) or any food requiring refrigeration (example bacon) or unbaked exhibit with raw flour **WILL BE DISQUALIFIED AND NOT JUDGED**. Refer to K-State Extension Publication MF3544 Food Safety of Frostings and Fillings <https://bookstore.ksre.ksu.edu/pubs/MF3544.pdf> for assistance in developing fillings and frostings that meet food safety guidelines.
 - a. Page 4 of this publication offers a list of SEVERAL UNACCEPTABLE examples of dairy-based fillings and frostings (ONE example: cream cheese) AS WELL AS 59 OTHER INGREDIENTS that are NOT acceptable for entry in the Butler County Fair due to food safety issues. Consider using vegetable shortening in frostings. Using these guidelines, if a food entry is determined unsafe to consume, it will be disqualified and will be sent home without being judged.
 - b. Additional reference: K-State Extension publication 4H488, "Judges Guide for Foods and Nutrition Exhibits." <https://bookstore.ksre.ksu.edu/pubs/4h488.pdf>.
5. Alcohol is not allowed as an ingredient in food entries. Entries with alcohol in the recipe will be disqualified and not be judged.
6. Mixes are allowed.
7. All baked goods including loaf breads, layer cakes, and pies must be left whole and uncut. Pies and sheet cakes must be in a disposable pan. Any other baked product must be removed from the pan and should be placed on a disposable plate, covered cardboard or disposable container. Other exhibits should be in food grade plastic bags, disposable plastic containers or boxes.
8. All unfrosted cakes should be exhibited in an upright position with the crust showing.
9. Bundt cakes must have top crust side down.
10. Layer cakes must be frosted. Refer to Rule 4-a listed above.
11. Under baked entries may be lowered one or more ribbon placings.
12. Recipes & instructions are required. **Label must be attached on the item and must provide the description of the product (i.e. chocolate cake, spice bundt cake, white yeast bread, cherry pie).**
13. The judge will cut into each product for judging.
14. Classes will be divided into Adult and Youth, if numbers warrant.
15. **Check out the FLOP Class #4 in Division OC-1, Special Classes.**

- Class 1 – Pie (must be in disposable pie pan)
- Class 2 – Loaf of Yeast Bread
- Class 3 – Yeast Rolls – 1 dozen
- Class 4 – Bundt Cake
- Class 5 – Layer Cake
- Class 6 – Sponge Cake, Angel Food Cake or Chiffon Cake - unfrosted
- Class 7 – Loaf of Quick Bread
- Class 8 – Cookies – 1 dozen
- Class 9 – Muffins – 1 dozen
- Class 10 – Decorated Cupcakes – 1 dozen

- Class 11 – Sheet Cake (must be in a disposable pan)
- Class 12 – Decorated Cookies – 1 dozen

FOODS SPECIAL AWARDS

Grand Champion \$25 Cash Award – Blackston Family/Terri, Derek, Jennifer & Evie
 Reserve Grand Champion \$15 Cash Award – Connie Chilcott
 Grand Champion Youth – Butler County Fair Board
 Reserve Grand Champion Youth \$15 Cash Award – Connie Chilcott
 Champion Yeast Bread (Youth) \$50 Cash Award-Butch & DeeAnn Roths

DIVISION OC 8 – FOOD PRESERVATION

Check-in: Friday, July 17, 9:00-10:00 am

Judging: Friday, July 17, starting at 9:00 am



Co-Superintendents: Ann Harvey & Sherrie Meyer

1. **Read Open Class General Rules.**

- Exhibitors may make 2 exhibits in each class providing they are different recipes.
- All exhibits must have been preserved since August 1 of the previous calendar year.
- Required methods of processing must be used AND MUST BE ADJUSTED FOR ELEVATION based on your processing location or it will be disqualified. Processing methods that will be disqualified include open kettle canning, oven canning, sun canning and using electric multi-cookers. Untested recipes will be disqualified for food safety reasons. Each exhibit must have a complete recipe & instructions which include **Exhibitor's Name, source of recipe & page number, date of publication, & ELEVATION where food was processed.** If using Mrs. Wages' mixes, Ball mixes, etc., indicate the date purchased.
- Recipes must be from 1995 – Present.
- NO PROVISION will be made for Frozen Food Exhibits. Entries with alcohol in the recipe will be disqualified and not be judged.
- No fancy packs unless the recipe states to do so (example: Pickled Asparagus).
- Homemade recipes or other untested recipes will be disqualified for safety reasons. Failure to add the recipe card or information requested above may be lowered 1 ribbon placing or disqualified.
- Tested Resources include:
 - K-State Research and Extension Food Preservation publications
 - Other University Extension Food Preservation publications
 - USDA Complete Guide to Home Canning, @2015
 - So Easy to Preserve, 6th edition, The University of Georgia Cooperative Extension Service
 - Ball® Blue Book Guide to Preserving, Edition 38
 - Ball® Complete Book of Home Preserving, @2024
 - Canning mixes (i.e. Mrs. Wage's, Ball®)
 - Pectin manufacturers (i.e. Sure-Jell, Ball®)
 - KSRE Rapid Response Center Preservation Recipes
 - National Center for Home Food Preservation
- Labels: Each container exhibited must be labeled. Labels are available at the County Extension Office. Label must include the name, class number, product, canning method used (water bath, weighted gauge or dial gauge pressure method), date processed including month and year, process time, amount of pressure (psi), and elevation where preserved. Label must not cover jar brand.
- Hole punch the entry card and use a rubber band to attach the entry card and recipe around the top of the jar.
- Exhibits must be heat processed in non-decorated, clean standard canning jars with matching brand two-piece lids. This includes fermented foods. Do not use colored jars. Do not add fancy padded lids, fabric over wraps or cozies as they interfere with the judging process. Jelly must be in 4 oz., ½ pint, 12 ounce or pint jars and salsa in pint jars. All other products must be in pint, 24 ounce or quart jars. Do not reuse jars from commercial food products (i.e. spaghetti sauce jars). Note: There are now 12-ounce and 24-ounce canning jars available. Use pint jar

- canning process recommendations for 12-ounce jars and use quart jar process recommendations for 24-ounce jars. Sealing rings must be removable and jars clean and free from rust.
13. The exhibitor may attach any information which the exhibitor thinks would be helpful for the judge to know.
 14. Food preservation must remain on display until Thur., July 21, 6:00 am unless sold in Open Class Food Sale on Friday, July 18.
 15. There are no safe recommendations to can white peaches or elderberries.
 16. Classes will be divided into Adult and Youth, if numbers warrant.
 17. Refer to the following K-State Extension publications for more information:
 - a. 4H712, Food Safety Recommendations for Food Preservation Exhibits
(<http://www.ksre.ksu.edu/bookstore/pubs/4H712.pdf>)
 - b. MF3170 “10 Tips for Safe Home-Canned Food”
(<http://www.ksre.ksu.edu/bookstore/pubs/MF3170.pdf>)
 - c. MF3171 “Sassy Safe Salsa at Home”
(<http://www.ksre.ksu.edu/bookstore/pubs/MF3171.pdf>)
 - d. MF3172 “What’s Your Elevation?” (<http://www.ksre.ksu.edu/bookstore/pubs/MF3172.pdf>)
 - e. MF3241 “How to Guide to Water Bath Canning and Steam Canning.”
(https://bookstore.ksre.ksu.edu/item/how-to-guide-to-water-bath-canningand-steam-canning_MF3241)
 - f. MF3242 “How to Guide to Pressure Canning” (https://bookstore.ksre.ksu.edu/item/how-to-guide-to-VCpressurecanning_MF3242)

- Class 1 – 1 Jar Tomatoes or Tomato Products such as Pasta Sauce, Spaghetti Sauce, etc.
- Class 2 – 1 Jar Fruit (excluding Tomatoes)
- Class 3 – 1 Jar Vegetables (excluding Tomatoes)
- Class 4 – 1 Jar Jelly
- Class 5 – 1 Jar Jam or Other Sweet Spread
- Class 6 – 1 Jar Pickles (Fruit or Vegetable)
- Class 7 – 1 Jar Relish
- Class 8 – 1 Jar Meat
- Class 9 – 1 Jar Salsa (Tomato, Fruit or Vegetable)
- Class 10 – Dried Foods

Dried products must include the recipe and preparation steps. If dried food product is not in a canning jar, it will be lowered one ribbon rating. Suggested amount: 1/3 to 1/2 cup or three or four pieces per exhibit. All meat jerky MUST be cooked to 160 degrees F. before drying. This is not the drying temperature. For recommendations see “Dry Meat Safely at Home”
(<http://www.ksre.ksu.edu/bookstore/pubs/MF3173.pdf>)

FOOD PRESERVATION SPECIAL AWARDS

Grand Champion \$25 Cash Award – Blackston Family/ Terri, Derek, Jennifer & Evie
Reserve Grand Champion \$15 Cash Award - Connie Chilcott

DIVISIONOC9 - FLORICULTURE

Check-in: Friday, July 17, 1:00-3:00 pm

Judging: Friday, July 17, following 4-H/FFA Plant Science Judging

Superintendent: Tresa Garcia

Assistant Superintendent: Trena Cabrales



1. **Read OpenClassGeneralRules.**
2. A separate entry card must be provided for each exhibit.
3. Each exhibitor may make 1 exhibit in each class.
4. All materials (flowers) should be grown and collected in the current year by the exhibitor rather than purchased, except for Class 8.

5. Class 9 (Miniature/Fairy/Container Garden) must include the following: a minimum of 2 live plants, a label attached with the names of all the plants in the display and any lights or moving figures should be battery operated. Container gardens are not required to contain figurines: they may be plants only.
6. Classes will be divided into Adult and Youth, if numbers warrant.
7. **New Class for Largest Sunflower - checkout Division OC-1, Class #2 Special Classes.**
 - Class 1 – Single Cut Flower (Annual or Perennial) specimen exhibited without foliage in plain container
 - Class 2 - Flower arrangements (not foliage plant) - consideration given to quality, arrangement and choice of container
 - Class 3 - Arrangement using wildflowers
 - Class 4 - Dried flower arrangement (not foliage plant)
 - Class 5 - Arrangement in novelty container
 - Class 6 - Potted Foliage Plants (such as philodendrons)
 - Class 7 - Cacti and other succulents
 - Class 8 - Arrangement using silk flowers
 - Class 9 – Miniature/Fairy or Container Garden

FLORICULTURE SPECIAL AWARDS

Grand Champion \$25 Cash Award – Butler County Master Gardeners

Reserve Grand Champion \$15 Cash Award – Butler County Master Gardeners

DIVISION OC 10 – GEOLOGY & LAPIDARY

Check-in: Saturday, July 17, 2:00-3:00 pm

Judging: Saturday, July 17, following 4-H/FFA Geology and Lapidary Judging



Superintendent: Terri Blackston

1. **Read Open Class General Rules**
2. All specimens must be collected since August 1 of the previous year.
3. Each exhibitor may enter 1 box of rocks, minerals or fossils.
4. Any kind of display box can be used. Group and label specimens according to categories.
 - Class 1 – Display at least 15 rocks, minerals, fossils
 - Class 2 – Display at least 30 different rocks, minerals and fossils at least 5 of each
 - Class 3 – Display at least 45 different rocks, minerals and fossils at least 5 of each
 - Class 4 – Display at least 60 different rocks, minerals and fossils at least 5 of each
 - Class 5 – Geology – Special Exhibit
 - Class 6 – Mineralogy
 - Class 7 – Fossil Display
 - Class 8 – Rocks Display
 - Class 9 – Show box display – for youth 1st year

GEOLOGY SPECIAL AWARDS

Grand Champion – Butler County Fair Board

Reserve Grand Champion \$15 Cash Award – Sugar Shane's Cafe

DIVISION OC 11 – HAY, WHEAT & OTHER CROPS

Check-in: Friday, July 17, 1:00-3:00 pm

Judging: Friday, July 17, 1:00 pm

Superintendent: Darren Jackson

1. **Read Open Class General Rules.**
2. All exhibits must be grown by exhibitor in the current year.

3. Exhibitors are allowed one entry per class.
4. Write crop variety on exhibit card. Advertising materials are not allowed.
5. Field corn exhibits are a 2-stalk bundle with stalks cut at brace root level. Write hybrid variety, length of season and planting date on entry tag. Exhibitors are asked to strip husk and tie it back so that the ear may be observed. This should be done after arriving in the exhibit building.
6. Classes will be divided into Adult and Youth, if numbers warrant.
7. **Pleasenotethe Tallest Bluestem GrassClassinDivision OC 1, Class#3 in Special Classes.**

A. Hay

- Class 1 – Cool Season Hay such as Brome or Fescue
- Class 2 – Native Grass Hay
- Class 3 – Alfalfa Hay

B. OTHERCROPS

- Class 4 - Field Corn – 2 Stalks
- Class 5 – Ear Corn – 2 Ears
- Class 6 – Grain Sorghum – 2 Stalks of any color
- Class 7 – Grain Sorghum – 2 Heads of any color
- Class 8 – Forage Sorghum – 2 Stalks
- Class 9 – Soybeans – 4” Bundle
- Class 10 – Millet – 4” Bundle
- Class 11 – Wheat – 4” Bundle
- Class 12 – Barley – 4” Bundle
- Class 13 Oats – 4” Bundle

C. WHEAT

1. Official Crop Data Cards may be obtained from area elevators and must be completed prior to entry.
2. Entry shall be accompanied with the completed Crop Data Card and Open Class Entry Card.
3. All wheat exhibits shall be produced during the current year.
4. Exhibits must be COMBINE RUNS ONLY. Samples should weigh at least 10 pounds, with one gallon displayed and the rest used for judging.
5. ANY ENTRY WHICH HAS BEEN PICKED AND/OR SCREENED WILL BE DISQUALIFIED.
6. Each exhibitor is limited to two entries each of a different variety.
7. The decision of the judges will be final.
8. All samples of wheat become the property of the Butler County Fair Board.
9. Samples will be judged by the following criteria:

Protein	250 points
General appearance of samples	200 points
Test Weight	350 points
Dockage Factor	150 points
Completeness of Official Crop Data Card	50 points

- Class 14 - Wheat

CLASS CROPS SPECIAL AWARDS

Grand Champion – Butler County Fair Board

Reserve Grand Champion \$15 Cash Award – Cow Tag Ranch/Kailey Brooks

DIVISIONOC12 - HORTICULTURE

Check-in: Friday, July 17, 1:00-3:00 pm

Judging: Friday, July 17, following 4-H/FFA Plant Science Horticulture Judging



Superintendent: Tresa Garcia

Assistant Superintendent: Trena Cabrales

1. **Read Open Class General Rules.**
2. A separate entry card must be provided for each exhibit.
3. All exhibits must be grown by the exhibitor.
4. No exhibitor will be permitted to make more than five entries in each class; however, each entry must be a different kind of fruit or vegetable.
5. Small vegetable (plate of 12) – Example: greens, snap beans, cherry tomatoes, other small vegetable.
6. Medium vegetable (plate of 5) – Example: cucumbers, tomatoes, beets, white onions, yellow onions, bell peppers, other peppers, radishes, okra, sweet potatoes, white or Russet potatoes, carrots, corn, miniature pumpkins, decorative gourds, other medium vegetables.
7. Large vegetable (plate of 1) – Example: watermelon, summer squash, large type pumpkin, cabbage, cantaloupe, or large vegetables.
8. Classes will be divided into Adult and Youth, if numbers warrant.
9. **New Class for Largest Homegrown Sunflower Class #2 and Best Honey Class #6 - check out Division OC-1 Special Classes.**

- Class 1 - Small Vegetable (12)
- Class 2 - Medium Vegetable (5)
- Class 3 - Large Vegetable (1)
- Class 4 - Small Fruit or Berries, ½ pint basket
- Class 5 - Tree Fruit, plate of 5
- Class 6 - Grapes, 2 bunches
- Class 7 - Fresh Culinary Herbs, 6 stems of ONE VARIETY of fresh herbs in a disposable container of water. Examples are parsley, dill, etc. Dried herbs are not accepted.
- Class 8 - Any freak plant or vegetable
- Class 9 - Largest Pumpkin (by weight)
- Class 10 - Largest Tomato (by weight)

HORTICULTURE SPECIAL AWARDS

Grand Champion \$25 Cash Award – Butler County Master Gardeners

Reserve Grand Champion \$15 Cash Award – Butler County Master Gardeners

Largest Pumpkin \$50 Cash Award – Walter's Pumpkin Patch/Carroll & Becky Walters

Largest Tomato – (1st, 2nd, 3rd Place) \$25, \$15, \$5 Cash Awards – Griggs Brothers

DIVISION OC 13 - METALS

Check-in: Thursday, July 16, 6:00 to 8:00 pm

Judging: Friday, July 17, 1:00 pm

Superintendent: Terry Lowmaster



1. **Read Open Class General Rules.**
2. A separate entry card must be provided for each exhibit.
3. **ARTICLE EXHIBITED FROM A KIT MUST HAVE A BLUEPRINT ACCOMPANYING THE EXHIBIT.** Label each article showing intended use. Designate on the entry if the article is original or kit-construction.
4. All exhibits must be in place by 8:00 pm Thursday, July 16 and shall remain in place until 6:00 am, Tuesday, July 21.
5. Label each article giving owner's name, address (4-H/FFA members use club/chapter instead of address) and name of article. Label placed with masking tape or tied to exhibit, is preferred.
6. In judging metal articles, consideration will be given to:
 - a. Choice of metals
 - b. Design
 - c. Suitability and quality of finish
 - d. Workmanship
7. Metal exhibits can be made of sheet metal, ferris, and nonferris metals and can be bent, riveted, welded, formed, or machined cut.
8. Classes will be divided into Adult and Youth, if numbers warrant.

- Class 1 - Metals

METALS SPECIAL AWARDS

Grand Champion – Butler County Fair Board

Reserve Grand Champion \$15 Cash Award – Happy Hounds Pet Grooming LLC

DIVISION OC 14 – METALS “JUNK IN A BUCKET”

Check-in: Thursday, July 16, 6:00-8:00 pm

Judging: Friday, July 17, 1:00 pm

Superintendent: Terry Lowmaster

“Junk in a Bucket” will be offered as a class at the 2026 Butler County Fair for both youth and adults. It is composed of a bucket of metal that is used to create a project. Unlimited number of youth entries & limited to 10 adult entries.

1. **Read OPEN CLASS GENERAL RULES.**
2. **Pre-entry is required and due to bucofairsec@bucoks.com by June 1st.**
3. Random drawing for the buckets will be announced via email after June 1.
4. Photos of each bucket will be taken, and no extra materials may be used in the creation of the project.
5. Any of the items in the bucket MAY be cut or reconfigured, but NO items may be added.
6. Items in the bucket may be welded. Baling wire may be used to connect items but may not be used ONLY to connect pieces. No extra wire is allowed. Zip ties may also be used to connect items in the bucket.
7. In creating the project, all items in the bucket DO NOT have to be used.
8. Projects may be painted, but it is not required.
9. This is an individual project, not a team project.
10. Classes will be divided into Adult and Youth, if numbers warrant.

- Class 1– “Junk in a Bucket”

‘JUNK IN A BUCKET’ SPECIAL AWARDS

Grand Champion \$25 Cash Award – Happy Hound Pet Grooming LLC

Reserve Grand Champion \$15 Cash Award – Happy Hound Pet Grooming LLC

DIVISION OC 15- PHOTOGRAPHY

Check-in: Friday, July 17, 10:00 am-Noon

Judging: Friday, July 17, following 4-H/FFA Photography Judging

Superintendent: Allison Weide



1. **Read Open Class General Rules.**
2. Each exhibitor may have 2 exhibits.
3. All photos must have been taken by the exhibitor since August 1 of the previous calendar year. All photographs submitted in classes requiring a single, vertical or horizontal 8" x 10" print are to be mounted across the narrow 11" dimension of an 11" x 12.5" sheet of white studio mount with the top edge of the print 1" below the top of the mount board and with the sides of the print equal distance from the two sides of the mount board. (White studio mount is available at the Butler County Extension Office along with more detailed instructions for mounting). Remove all borders. A permanent mount must be made using a photographic adhesive spray. All photos must be no larger than 8" x 10" and no smaller than 7" x 9".
5. No lettering or imprinted date is permitted on the mount or on the photo. No underlays or borders are to be used. Photo will be lowered one ribbon placing for either lettering or imprinted data.
6. Each exhibitor's name and address should be written on the back of the mount. Entry cards should be attached with masking tape to the lower left edge of the mount board.

7. To protect exhibits from dust and moisture, it is required that mounted photographs are placed in plastic sleeves available at the Butler County Extension Office or at Check-In. No Ziploc bags allowed. **DO NOT SEAL SLEEVES.**
8. Photos with live subject(s) on railroad right-of-way or taken from railroad right-of-way property will not be judged or displayed.
9. Copyright protections must be observed.
10. Firearms and weapons (including but not limited to items resembling firearms, weapons or photos of firearms and weapons) are not allowed to be entered or exhibited.
11. Professional means those who are teaching photography or who make a practice of selling their work. Amateurs are all others.
12. Classes will be divided into Professional, Adult and Youth.
 - Class 1 – Professional
 - Class 2 – Amateur Youth
 - Class 3 – Amateur Adult

PHOTOGRAPHY SPECIAL AWARDS

Grand Champion \$25 Cash Award Adult – Blackston Family/Terri, Derek, & Jennifer & Evie
 Reserve Grand Champion \$15 Cash Award Adult – Sherrie Meyer
 Grand Champion Youth – Butler County Fair Board
 Reserve Grand Champion \$15 Cash Award Youth –Tim Schneider

DIVISION OC16-ROCKETRY

Check in: Saturday, July 18, 1:00-2:00 pm

Judging: Saturday, July 18, following 4-H/FFA Judging

Superintendent: Tom Gresham



1. **Read Open Class General Rules.**
2. Each exhibit may enter up to two rockets that have been constructed since August 1 of the previous year. An exhibit may not enter two rockets in the same class; one rocket must be a “model rocket kit”, the second must be an original design.
3. Exhibitors are to provide in a 10”x 13” “manila” envelope:
 - a. Instructions on how to construct the rocket
 - b. Up to 5 pages of pictures, attached to sheets of paper, from both construction and launch.
 - c. Documentation of any flight damage that occurred.
 - d. Any modifications made to the rocket except for paint scheme & decals.
4. Rockets are to be displayed upright on a display stand with a sturdy rod that does not extend past the top of the rocket, or stand unassisted, unless the rocket is taller than 4 feet in which case no display stand is required, & the rocket may be displayed on its side. Rockets are not to be displayed on launch pads to save space & prevent someone from being poked in the eye.
5. Engines and igniter are not permitted with the exhibit.
6. Rockets should be flown unless there is an active burn ban in the Butler County or conditions are too dangerous to safely launch the rocket. Just flying the last stage (the part with the nose cone) of a multi-stage rocket is acceptable.
7. Angles of fins must fall within a plus or minus 2-degree variation using an approved fin alignment guide (such as KSSTAC 10). An official fin guide is available from <http://rocketry.engtech4ks.com>.
8. Fins and body tubes, except those in the introductory division, are to be filled and sealed with putty, sanding sealer, and/or primer or other suitable fill to eliminate the appearance of body grooves and wood grain. Rocket is a high-powered rocket if it uses an H engine or larger to launch.
9. Classes will be divided into Adult and Youth, if numbers warrant.
10.
 - Class 1 – Rocket Kit
 - Class 2 – Original Design

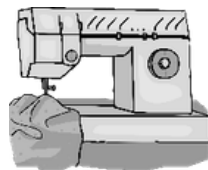
ROCKETRY SPECIAL AWARDS

Grand Champion – Butler County Fair Board
Reserve Grand Champion \$15 Cash Award – Kathy & Ray McClure

DIVISION OC 17 - SEWING

Check-in: Saturday, July 11, 9:15-9:45 AM

Judging: Saturday, July 11, following 4-H/FFA Sewing and Textiles Judging



Superintendent: Joanna Hadley

1. **Read Open Class General Rules.**
 2. All Sewing will be checked in and judged at the Fashion Revue (check page #38). Watch for more information. The exhibits must be brought to the fair on Friday, July 17, 1:00-2:00 pm.
 3. All exhibits must have been done since August 1 of the previous year.
 4. Exhibitors may enter 2 exhibits.
 5. Exhibits may consist of an article or garment.
 6. Label containing Name, Class and Address (4-H/FFA members use Club/Chapter) must be attached to the inside of the garment.
 7. Article – An item constructed such as a backpack, laundry bag, garment bag, PJ holder, tent, sleeping bag, cape, hat, scarf, etc. It may be hand or machine sewn and could include applique or machine embroidery on the items.
 8. Garment – A garment can be a skirt, vest, blouse, shirt, pair of slacks, dress, coat, jumper, jumpsuit, etc.
 9. Classes will be divided into Adult and Youth, if numbers warrant
- Class 1 – Article
 - Class 2 – Garment

SEWING SPECIAL AWARDS

Grand Champion \$25 Cash Award – Resurrection Glass Studio/ Ann Harvey
Reserve Grand Champion \$15 Cash Award – Connie Chilcott

DIVISION OC 18 – VISUAL ARTS

Check-in: Saturday, July 18, 10:00-11:00 am

Judging: Saturday, July 18, following 4-H/FFA Visual Arts Judging



Superintendent: Wendy Tien

1. **Read Open Class General Rules.**
2. Each exhibitor will be allowed a total of 2 entries.
3. No boxes can be stored in the building.
4. Ceramic articles must be made by the exhibitor and can be clay or greenware items.
5. A label that is 3" x 2½" inches should be attached to the inside or back of the article. This includes class number, name & address (4-H/FFA members – list club/chapter instead of address).
6. Exhibits may include sketching, painting, drawing, ceramics, leather, jewelry, and other creative crafts.
7. All sketching's, paintings, drawings, canvas, or other exhibits which need to be hung, MUST have the appropriate sawtooth hanger, rod, wire, or other mechanism attached to be properly displayed. The sawtooth hangers must be screwed or nailed in.
It is suggested that sketching be covered in plastic.
8. Firearms and weapons (including but not limited to items resembling firearms or weapons) are not allowed to be entered or exhibited.
9. Classes will be divided into Adult and Youth, if numbers warrant
- 10.
11. **Arts or Crafts Display**– Any of the classes listed can be entered in Division OC-1, Class #6. They must be related to the *Celebrating the 250 years for the USA*.

12. Barn quilt class may make only 1 exhibit and meet the following requirements:
 - a. Must be a 2' by 2' square. Display cannot be on point (diamond shaped).
 - b. Recommend using MDO (medium density overlay) board.
 - c. Must be on 3/8" or 1/2" thick durable material suitable for exterior display and to withstand exposure to outdoor elements.
 - d. Prime board with two coats of primer.
 - e. Use latex enamel paint.
 - f. Original designs are encouraged. If copied, credit should be given.
 - g. All barn quilts MUST have the appropriate sawtooth hanger, rod, wire, or other mechanism attached to be properly displayed. The sawtooth hangers must be screwed or nailed in.
 - Class 1 – Fine Arts – Paintings, Sketching's, Drawings
 - Class 2 – Ceramics
 - Class 3 – Leather and Jewelry
 - Class 4 – General Crafts
 - Class 5 – Barn Quilts

VISUAL ARTS SPECIAL AWARDS

Grand Champion \$25 Cash Award – Blackston Family/Terri, Derek, & Jennifer & Evie
 Reserve Grand Champion \$15 Cash Award–Resurrection Glass Studio/Ann Harvey

DIVISION OC19 - WOODWORKING

Check in: Friday, July 17, 10:00-11:00 am
Judging: Friday, July 17, following 4-H/FFA Judging



Superintendent: Luke Amend

1. **ReadOpen ClassGeneralRules.**
2. AN exhibitor may make not more than two entries.
3. EACH ARTICLE EXHIBITED MUST BE ACCOMPANIED BY THE PLAN, BLUEPRINT OR WORKING DRAWING USED FOR CONSTRUCTION. Please note: a set of step-by-step instructions is not a plan. Missing or insufficient plans will be lowered 1 ribbon placing. Plans are not required for repaired or refinished furniture, but a brief explanation of the work completed must be attached to the exhibit.
4. Label each article showing intended use. Designate on the entry if the article is original or kit-construction.
5. Label each article giving the owner's name, address and name of article. Label placed with masking tape, or tied to exhibit, is preferred.
6. In judging woodwork articles, consideration will be given for usefulness; choice of wood; design; suitability & quality of finish; & workmanship
7. Woodworking exhibits consist of woodwork article for farm and shop use, lawn furniture, household furniture, other woodwork articles such as a birdhouse, breadboard, doorstop, etc., piece of repaired and refinished furniture or any article made from a kit. The use of materials other than wood should be kept to a minimum.
8. Projects that have unsecured glass, i.e., glass shelves, glass top of a coffee table, etc., should not
9. be brought to the fair. Glass that is secured in the project, i.e., glass front of a gun case or cabinet, etc., is permissible since it cannot be easily removed.
10. Classes will be divided into Adult and Youth, if numbers warrant.
 - Class 1 – Woodworking

WOODWORK SPECIAL AWARDS

Grand Champion – Butler County Fair Board
 Reserve Grand Champion \$15 Cash Award – Augusta Tire & Lube, LLC

Section V - OVERNIGHT STAY ON FAIRGROUNDS

Check-in times will be posted after entries are received.

Co-Superintendents:



A **camper registration form must be completed by June 22^d** for each sleeping

unit. Forms can be found at <https://www.butler.k-state.edu/4hfair.com>. Any questions regarding campers should be directed to bucofairsec@bucoks.com.

1. A \$75 fee for 50-amp breakers or a \$65 fee for 30-amp breakers must be paid to the Butler County Fair Board and turned into the Butler County Extension Office with the camper pre-entry. This fee entitles you to use the electricity for the duration of the fair. Checks should be made payable to the Butler County Fair Board. Campers may use their own generator but still must pre-register at the Extension Office and must follow times for running generators (see rule #12).
2. A sleeping unit must be a camper, tent, or other enclosed, manufactured camping unit.
3. All sleeping units will be parked in the designated camping area. You must check-in with the Superintendent before parking or setting up your unit. Due to limited amount of camping space, reserved space will be assigned by the camping superintendents according to the following criteria: those exhibiting animals which are housed on the fairgrounds and farthest travel distance from home to the fairgrounds. These rules will apply to camping units wanting to hook up to electricity as well as those wanting to use generators. The \$75 or \$65 fee will be returned if space is not available.

A 6-gauge cord must be used to connect the camper to the hookup receptacle or a 10-gauge cord used to connect the camper to the hookup receptacle since the receptacles are on 30-amp breakers. Any cord not meeting the cord size will not be allowed to use this service. If an improper cord is connected to the service, the owner of the camper will be notified, and the cord will be disconnected and removed.
4. There will be no extension cords run into tents.
5. No electric cords may be plugged into the outlets for the barns or cattle grooming area.
6. Campers and other enclosed camping units (excluding tents) will only be allowed into the camping area for setup between **the times listed above**. Check with Superintendents for tent set-up time. Specific camping areas will be assigned to each camping unit by Superintendents prior to fair date and will be given to camper upon arrival. Stock trailers with living quarters may be set up after animals are checked-in or other special arrangements can be made providing prior request has been approved by the superintendents. See note on pre-entry form. Only campers (slide-ins and motor homes may park in the camping area. After campers are set and until they can be moved on Tuesday, no other vehicles are allowed there.
- 8.
9. NO PETS are allowed in the camping area. This includes inside camping units.
10. The camping area is for the overnight stay of 4-H/FFA members, families, leaders, and fair officials. NO 4-H/FFA member may stay overnight without an adult responsible for them also staying in the camper area. Those staying must be pre-registered.
11. The camper area is city property and using it is a privilege, not a right. In case of rain, the Superintendent can close the area and no vehicles or campers will enter or leave.
12. No generators can be used between the hours of 11:00 PM and 6:00 AM.
13. All Butler County Fairground rules apply to the camping area. **NO ALCOHOLIC BEVERAGES OR FIREARMS ON THE PREMISES.**
14. Security will be on the grounds beginning Thursday, July 16. No campers may leave before 6:00 am on Tuesday, July 21 (unless weather conditions restrict leaving).

Thank you to all those businesses who sponsored advertisements and made this fair book possible. Please take time to thank them for their support!



**Drawing by Madison Weide
Lily Lake 4-H Club**



Drawing by Hayden Weide
Lily Lake 4-H Club